PART NO	ENGINEERING NO.	FINISHED LENGTH
1300100210	113020A01F010	1FT [0.3M]
1300100233	113020A01F150	15FT [4M 22 IN]
1300100245	113020A01F300	30FT [9M 6 IN]

(E)

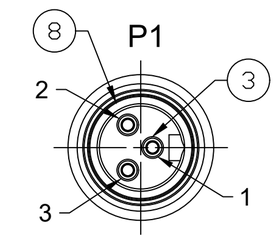

MALE FACE VIEW

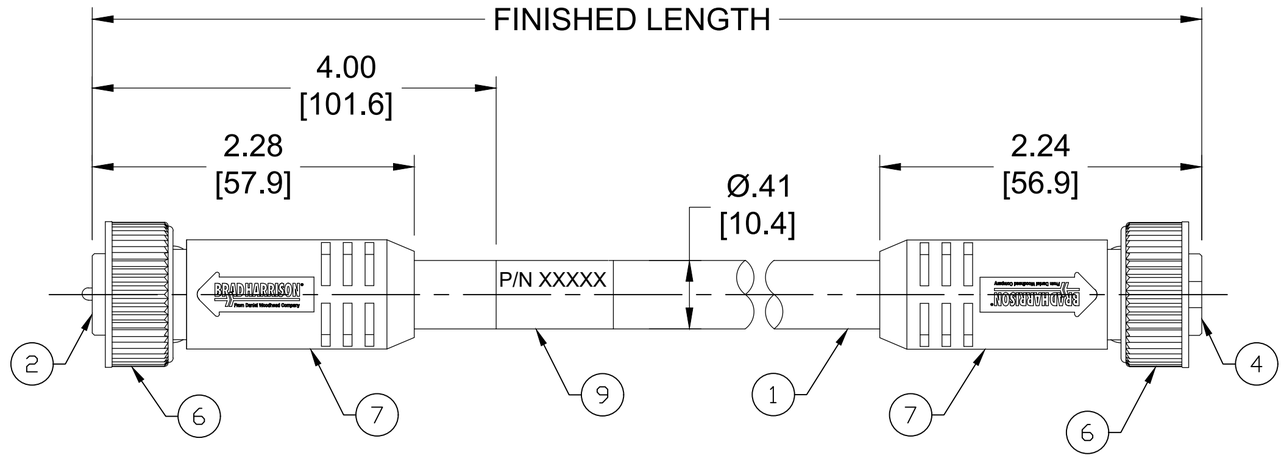

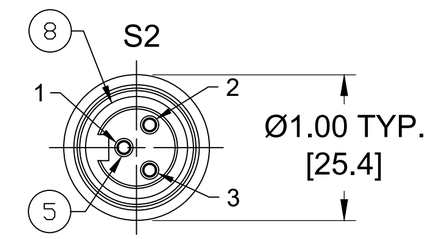

FEMALE FACE VIEW

NOTES:

1. MATERIAL: AS NOTED
2. FINISH: AS NOTED
3. ELECTRICAL:
   VOLTAGE: 500V PER IEC60664 (E)
   600V PER UL2238
   CURRENT: 13A
4. TEMP RATING: -20° TO +105°C
5. PROTECTION: IP67 (WHEN MATED)
6. COUPLING THREAD: 7/8"-16UN
7. UL RECOGNIZED FILE: E152210
   CSA CERTIFIED FILE: LR6837
8. ALL DIMENSIONS ARE FOR REFERENCE
   UNLESS TOLERANCED OR NOTED OTHERWISE

(E) PART NUMBER LEGEND

113020A01F010

FINISHED LENGTH
F010 = 1 FEET
F100 = 10 FEET
F300 = 30 FEET

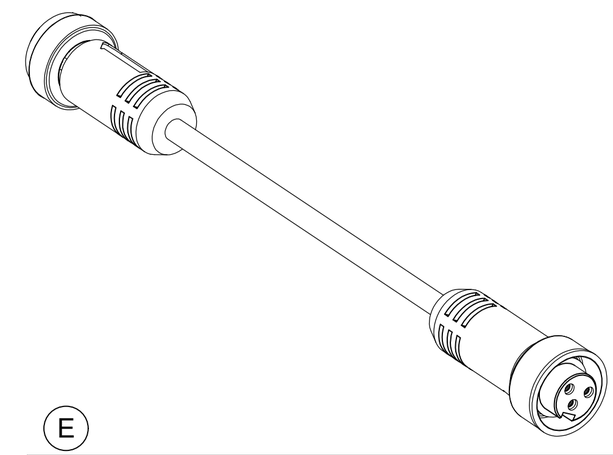

ITEM	COMPONENT	MATERIAL	FINISH	
9	WRAP LABEL	VINYL	BLACK/YELLOW	
8	FRICTION RING	NYLON	WHITE	(E)
7	OVERMOLD	TPE	YELLOW	(E)
6	COUPLING NUT	ZINC DIE CAST	BLACK E-COATED	
5	CONTACT SOCKET	COPPER ALLOY	GOLD OVER NICKEL	
4	FEMALE INSERT	TPE	YELLOW	(E)
3	CONTACT PIN	COPPER ALLOY	GOLD OVER NICKEL	
2	MALE INSERT	TPE	YELLOW	(E)
1	CABLE- 16AWG, ST00W, ST	PVC	YELLOW	

P1		S2
1	GREEN-YELLOW	1
2	BLACK	2
3	WHITE	3

WIRING DIAGRAM

(E)

CABLE LENGTH TOLERANCES
<.3M [1FT]: +19mm-0 [+.75in-0]
.3 - .9M [1 - 3FT]: +44.5mm-0 [+1.75in-0]
.9 - 1.8M [3 - 6FT]: +55.6mm-0 [+2.19in-0]
1.8 - 3.7M [6 - 12FT: +88.9mm-0 [+3.50in-0]
3.7 - 7.3M [12 - 24FT]: +165.1mm-0 [+6.50in-0]
7.3-14.6M [24 - 48FT]: +317.5mm-0 [+12.50in-0]
14.6 - 30.5M [48-100FT]: +622.3mm-0 [+24.50in-0]
OVER 30M [100FT] +2% OF FINISHED LENGTH

FUNCTIONAL SYMBOLS: FA=0, FC=0, FP=0
DIVISIONAL SYMBOLS

THIS DRAWING CONTAINS INFORMATION THAT IS PROPRIETARY TO MOLEX ELECTRONIC TECHNOLOGIES, LLC AND SHOULD NOT BE USED WITHOUT WRITTEN PERMISSION

DIMENSION UNITS: INCH/MM
SCALE: NTS

GENERAL TOLERANCES (UNLESS SPECIFIED)

	mm	INCH
4 PLACES	±----	±----
3 PLACES	±----	±----
2 PLACES	±----	±----
1 PLACE	±----	±----
0 PLACES	±----	±----
ANGULAR TOL ± ---- °		

DRAFT WHERE APPLICABLE MUST REMAIN WITHIN DIMENSIONS

CURRENT REV DESC: INSERT & OVERMOLD WERE PVC. ADDED #8 FRICTION RING, IEC VOLTAGE, PN LEGEND & TOL CHART. MODIFIED PN CHART

EC NO: 702709
DRWN: ABENJAMINLW 2021/05/24
CHK'D: RSTONE 2022/04/11
APPR: BWOODMAN 2022/04/16

INITIAL REVISION:
DRWN: BWOODMAN 2009/03/30
APPR: JFMURPHY 2009/04/08

THIRD ANGLE PROJECTION | DRAWING: C-SIZE | SERIES: 130010

molex

MINI-CHANGE CORDSET, A-SIZE
3-POLE, MALE-FEMALE, STRAIGHT, SINGLE KEY, #16 AWG

PRODUCT CUSTOMER DRAWING

DOCUMENT NUMBER	DOC TYPE	DOC PART	REVISION
SD-130010-002	PSD	001	E

MATERIAL NUMBER	CUSTOMER	SHEET NUMBER
SEE CHART	GENERAL MARKET	1 OF 1

DOCUMENT STATUS	P1	RELEASE DATE	2022/04/16 16:04:53

FORMAT: IN-AGAD-tb-prod-C
REVISION: B
DATE: 2020/01/14