

# Type 4 Panel Enclosures

## JIC Enclosures Type 4 Lift-Off Cover Data Sheet



Seamless poured in-place gasket

### Application

- Houses electrical controls and instruments
- Intended for indoor or outdoor use
- Protects against windblown dust and rain, splashing water and hose directed water

### Standards

- UL 508A listed, Type 4, Type 12 and Type 13
- CSA C22.2 No.94 certified, Type 4, Type 12 and Type 13
- Conforms to NEMA standard for Type 4, Type 12 and Type 13

### Finish

- Wash and phosphate undercoat
- ANSI 61 gray polyester powder finish

### Accessories

- Panels
- JIC terminal strap kit
- JIC terminal strip kit
- Terminal blocks
- Touch-up paint
- See Accessories section

### Construction

- Enclosure and cover are fabricated from (16) gauge steel
- All continuous welded seams are finished smooth
- Cover is secured to the body with easy to operate stainless steel screw clamps mounted on all four sides
- Cover has a seamless poured in-place gasket
- Ground stud provided on cover
- #10-32 weldnuts are provided for mounting optional panel on 6" x 4" and larger enclosures
- External mounting feet are provided for secure wall mounting

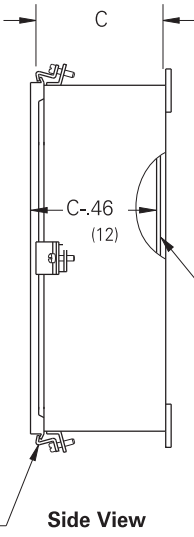
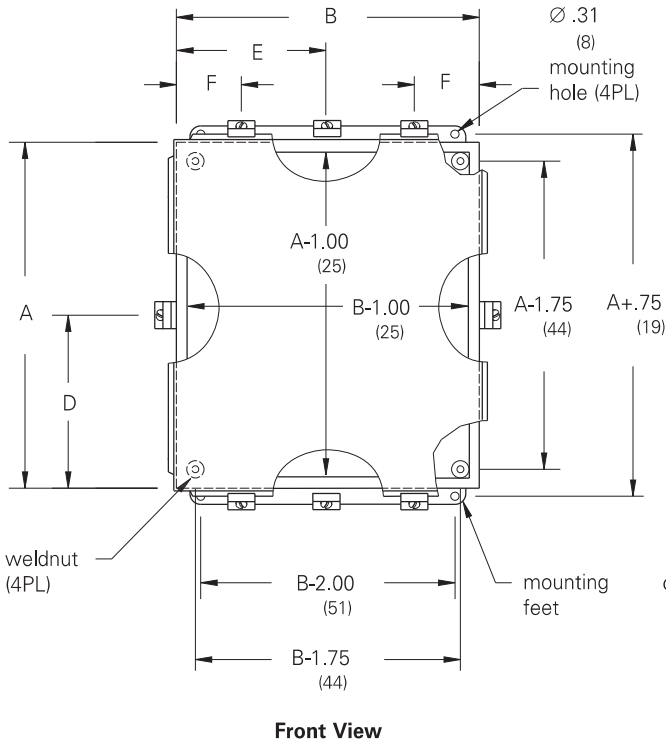
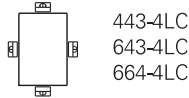
### Discount Schedule: C2

### Subclass: DC0

**Notes:** We can provide special sizes, finishes and other modifications. Consult the factory for your special requirements.

## JIC Enclosures Type 4 Lift-Off Cover Illustration Sheet and Catalog Number

Enclosure Catalog Number	Enclosure Size Height x Width x Depth A x B x C		D		E		F		Panel Catalog Number		Panel Size Height x Width	
	in.	mm	in.	mm	in.	mm	in.	mm	Painted	Conductive	in.	mm
443-4LC	4.00	102	4.00	102	3.00	76	2.00	51	-	-	-	-
643-4LC	6.00	152	4.00	102	3.00	76	2.00	51	AW64P	AW64GP	4.87	124
863.5-4LC	8.00	203	6.00	152	3.00	76	2.00	51	AW86P	AW86GP	6.87	174
664-4LC	6.00	152	6.00	152	3.00	76	2.00	51	AW66P	AW66GP	4.87	124
1084-4LC	10.00	254	8.00	203	3.00	76	2.00	51	AW108P	AW108GP	8.87	225
12105-4LC	12.00	305	10.00	254	3.00	76	2.00	51	AW1210P	AW1210GP	10.87	276
14126-4LC	14.00	356	12.00	305	3.00	76	2.00	51	AW1412P	AW1412GP	12.87	327
16146-4LC	16.00	406	14.00	356	3.00	76	2.00	51	AW1614P	AW1614GP	14.87	378



Cover Clamp  
Layout

863.5-4LC  
1084-4LC  
12105-4LC  
14126-4LC  
16146-4LC

Notes: Dimensions are in inches. Millimeters shown are for reference only. Data subject to change without notice.