

Product data sheet

Specifications



Illuminated push button, Harmony 9001K, metal, metal guard flush, green, 30mm, spring return, 110...120V, 1 CO

9001K3L1GH13

Product availability: Non-Stock - Not normally stocked in distribution facility

Main

Range of Product	Harmony 9001K
Product or Component Type	Illuminated push-button
Device short name	9001K
Type of operator	spring return
Operator profile	Green flush, unmarked
Operator additional information	Metal guard

Complementary

Bezel material	Metal
Mounting diameter	1.2 in (30 mm)
Shape of signaling unit head	Octagonal
Light source	incandescent
Light source	Incandescent bulb
Bulb base	BA 9s
Light block supply	Via integral transformer 6 V
[Us] rated supply voltage	110...120 V AC
Contacts type and composition	1 C/O
Connections - terminals	Screw clamp terminals 1 x 0.22...2 x 1.5 mm² IEC 60947-1
Tightening torque	7.08 lbf.in (0.8 N.m) IEC 60947-1
Shape of screw head	Cross slotted
Mechanical durability	5000000 cycles
Operating position	Any position
[Ie] rated operational current	0.55 A 125 V, DC-13, A600-Q600 NEMA
[Ui] rated insulation voltage	250 V 3)IEC 60947-1
[Uimp] rated impulse withstand voltage	2.5 kV IEC 60947-1
Contacts material	Silver alloy contacts
Contact operation	Standard
Positive opening	Without
Short-circuit protection	10 A cartridge fuse IEC 60947-5-1
[Ith] conventional free air thermal current	10 A

Price is "List Price" and may be subject to a trade discount – check with your local distributor or retailer for actual price.

Disclaimer: This documentation is not intended as a substitute for and is not to be used for determining suitability or reliability of these products for specific user applications

[Icm] rated short-circuit making capacity	12 kA 600 V AC-15, 7200 VA 12 kA 600 V DC-13, 7200 VA 0.1 kA 480 V AC-15 0.27 kA 240 V AC-15 0.55 kA 120 V AC-15
Rated breaking capacity	1.2 kA 600 V AC-15, 720 VA 1.5 kA 480 V AC-15, 720 VA 3 kA 240 V AC-15, 720 VA 6 kA 120 V AC-15, 720 VA 0.1 kA 600 V DC-13 0.27 kA 250 V DC-13 0.55 kA 125 V DC-13
Net Weight	0.55 lb(US) (0.25 kg)
Device presentation	Complete product
Cap/operator or lens colour	Green
[Us] rated supply voltage	110...120 V
Light block supply	Via integral transformer
Operator profile	Flush
Type of operator	Spring return
Supply frequency	50...60 Hz
Size	30 mm

Environment

Standards	IEC 60947-1 JIS C 4520 IEC 60947-5-1 CSA C22.2 No 14 JIS C 852 IEC 60947-5-4
Product Certifications	NEMA UL 508
Protective treatment	TC
Ambient Air Temperature for Storage	-40...158 °F (-40...70 °C)
Ambient Air Temperature for Operation	-13...158 °F (-25...70 °C)
Vibration resistance	7 gn (f= 2...500 Hz) conforming to IEC 60068-2-6
Shock resistance	50 gn IEC 60068-2-27
Overvoltage category	Class II conforming to IEC 61140
IP degree of protection	IP66 IEC 60529
NEMA degree of protection	NEMA 1 NEMA 12 NEMA 13 NEMA 2 NEMA 3 NEMA 3R NEMA 4

Ordering and shipping details

Category	US10CS121426
Discount Schedule	0CS1
GTIN	785901028376
Returnability	No
Country of origin	MX

Packing Units

Unit Type of Package 1	PCE
Nbr. of units in pkg.	1
Package 1 Height	2.40 in (6.096 cm)
Package 1 Width	2.00 in (5.08 cm)
Package 1 Length	4.50 in (11.43 cm)
Package weight(Lbs)	9.920 oz (281.227 g)

Contractual warranty

Warranty	18 months
----------	-----------

Schneider Electric aims to achieve Net Zero status by 2050 through supply chain partnerships, lower impact materials, and circularity via our ongoing “Use Better, Use Longer, Use Again” campaign to extend product lifetimes and recyclability.



[Environmental Data explained >](#)

[How we assess product sustainability >](#)

Use Better

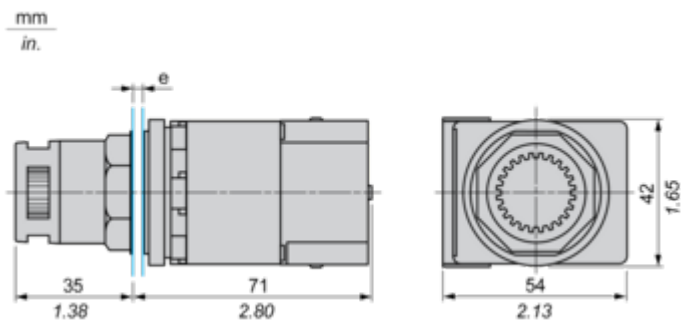
 Materials and Substances	
Packaging made with recycled cardboard	Yes
Packaging without single use plastic	Yes
EU RoHS Directive	Pro-active compliance (Product out of EU RoHS legal scope)
SCIP Number	Ae0c4eb9-0bfb-40a4-851f-5c619fbe777d
REACH Regulation	REACH Declaration
California proposition 65	WARNING: This product can expose you to chemicals including: Lead and lead compounds, which is known to the State of California to cause cancer and birth defects or other reproductive harm. For more information go to www.P65Warnings.ca.gov

Use Again

 Repack and remanufacture	
Take-back	No
WEEE	 The product must be disposed on European Union markets following specific waste collection and never end up in rubbish bins.

Dimensions Drawings

Dimensions



e panel thickness: 1 to 6 mm / 0.04 to 0.24 in.

Mounting and Clearance

Contact Block Mounting Position

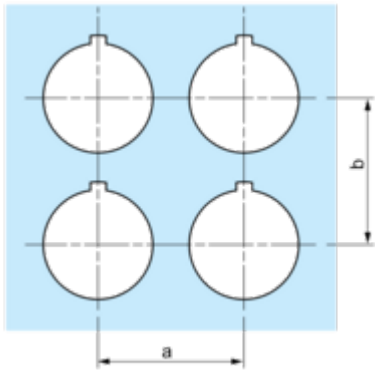
Top and Rear views



- (1) It is possible to mount up to 3 levels of contacts blocks (maximum of 6 contacts blocks)
- (2) Operator
- (3) Locating notch
- (4) Side 1
- (5) Side 2

Panel Cut-Out

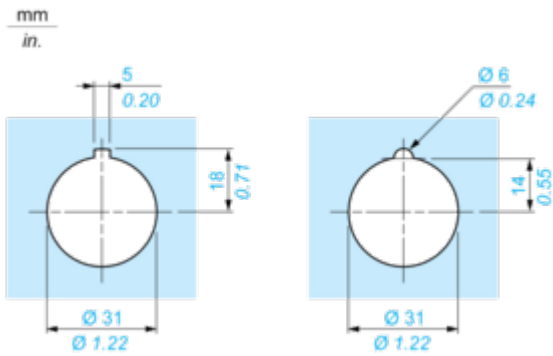
Clearance



Legend plate	a min.		b min.	
	mm	in.	mm	in.
9001KN2••	57.2	2.25	44.5	1.75
9001KN3••	57.2	2.25	50.8	2.00

Individual Cut-outs Details

2 alternatives



Offer Marketing Illustration

Product benefits / Features

Features

Harmony 9001K



Improved security thanks to finger-safe contact blocks and light modules

Single screw Contact Block Fastening

Robustness to withstand the harshest environments

Large metal set of accessories to customize your product

Automatic self-grounding operators without additional wiring

Offer Marketing Illustration

Product benefits / Features

Technical Benefits

Harmony 9001K



Image of product in real life situation

