

Product data sheet

Specifications



Illuminated push-button, Harmony 9001K, metal, metal guard flush, red, 30mm, spring return, LED red, 120V, 1 C/O

9001K3L38LRRH13

Product availability: Non-Stock - Not normally stocked in distribution facility

Main

| | |
|---------------------------------|-------------------------|
| Range of Product | Harmony 9001K |
| Product or Component Type | Illuminated push-button |
| Device short name | 9001K |
| Type of operator | spring return |
| Operator profile | Red flush, unmarked |
| Operator additional information | Metal guard |

Complementary

| | |
|---|--|
| Bezel material | Metal |
| Mounting diameter | 1.2 in (30 mm) |
| Shape of signaling unit head | Octagonal |
| Light source | LED |
| Light source | LED |
| Bulb base | BA 9s |
| Light block supply | Direct |
| [Us] rated supply voltage | 120 V AC/DC |
| Contacts type and composition | 1 C/O |
| Connections - terminals | Screw clamp terminals 1 x 0.22...2 x 1.5 mm² IEC 60947-1 |
| Tightening torque | 7.08 lbf.in (0.8 N.m) IEC 60947-1 |
| Shape of screw head | Cross slotted |
| Mechanical durability | 5000000 cycles |
| Operating position | Any position |
| [Ie] rated operational current | 0.55 A 125 V, DC-13, A600-Q600 NEMA |
| [Ui] rated insulation voltage | 250 V 3)IEC 60947-1 |
| [Uimp] rated impulse withstand voltage | 2.5 kV IEC 60947-1 |
| Contacts material | Silver alloy contacts |
| Contact operation | Standard |
| Positive opening | Without |
| Short-circuit protection | 10 A cartridge fuse IEC 60947-5-1 |
| [Ith] conventional free air thermal current | 10 A |

Price is "List Price" and may be subject to a trade discount – check with your local distributor or retailer for actual price.

Disclaimer: This documentation is not intended as a substitute for and is not to be used for determining suitability or reliability of these products for specific user applications

| | |
|---|--|
| [Icm] rated short-circuit making capacity | 12 kA 600 V AC-15, 7200 VA 15 kA 480 V AC-15, 7200 VA 30 kA 240 V AC-15, 7200 VA 60 kA 120 V AC-15, 7200 VA |
| Rated breaking capacity | 1.2 kA 600 V AC-15, 720 VA 1.5 kA 480 V AC-15, 720 VA 3 kA 240 V AC-15, 720 VA 6 kA 120 V AC-15, 720 VA 0.55 kA 250 V DC-13 0.27 kA 600 V DC-13 0.1 kA 125 V DC-13 |
| CAD overall width | 2.1 in (54 mm) |
| CAD overall height | 1.7 in (42 mm) |
| CAD overall depth | 4.2 in (106 mm) |
| Terminals description ISO n°1 | (13-14-11-12)OF |
| Net Weight | 0.386 lb(US) (0.175 kg) |
| Device presentation | Complete product |
| Cap/operator or lens colour | Red |
| [Us] rated supply voltage | 120 V |
| Light source colour | Red |
| Operator profile | Flush |
| Type of operator | Spring return |
| Size | 30 mm |

Environment

| | |
|---------------------------------------|---|
| Standards | IEC 60947-1 JIS C 4520 IEC 60947-5-1 CSA C22.2 No 14 JIS C 852 IEC 60947-5-4 |
| Product Certifications | UL 508 NEMA |
| Protective treatment | TC |
| Ambient Air Temperature for Storage | -40...158 °F (-40...70 °C) |
| Ambient Air Temperature for Operation | -13...158 °F (-25...70 °C) |
| Vibration resistance | 7 gn (f= 2...500 Hz) conforming to IEC 60068-2-6 |
| Shock resistance | 50 gn IEC 60068-2-27 |
| Overvoltage category | Class II conforming to IEC 61140 |
| IP degree of protection | IP66 IEC 60529 |
| NEMA degree of protection | NEMA 1 NEMA 12 NEMA 13 NEMA 2 NEMA 3 NEMA 3R NEMA 4 |

Ordering and shipping details

| | |
|-------------------|--------------|
| Category | US10CS121426 |
| Discount Schedule | 0CS1 |

| | |
|-------------------|--------------|
| GTIN | 785901747178 |
| Returnability | No |
| Country of origin | MX |

Packing Units

| | |
|------------------------------|-----------------------------|
| Unit Type of Package 1 | PCE |
| Nbr. of units in pkg. | 1 |
| Package 1 Height | 1.97 in (5.001 cm) |
| Package 1 Width | 2.36 in (5.999 cm) |
| Package 1 Length | 4.49 in (11.400 cm) |
| Package weight(Lbs) | 8.000 oz (226.800 g) |
| Unit Type of Package 2 | S01 |
| Number of Units in Package 2 | 14 |
| Package 2 Height | 5.91 in (15 cm) |
| Package 2 Width | 5.91 in (15 cm) |
| Package 2 Length | 15.75 in (40 cm) |
| Package 2 Weight | 7.441 lb(US) (3.375 kg) |
| Unit Type of Package 3 | P06 |
| Number of Units in Package 3 | 448 |
| Package 3 Height | 29.53 in (75.000 cm) |
| Package 3 Width | 31.50 in (80.000 cm) |
| Package 3 Length | 23.62 in (60.000 cm) |
| Package 3 Weight | 255.750 lb(US) (116.006 kg) |

Contractual warranty

| | |
|----------|-----------|
| Warranty | 18 months |
|----------|-----------|

Schneider Electric aims to achieve Net Zero status by 2050 through supply chain partnerships, lower impact materials, and circularity via our ongoing “Use Better, Use Longer, Use Again” campaign to extend product lifetimes and recyclability.



[Environmental Data explained >](#)

[How we assess product sustainability >](#)

Use Better

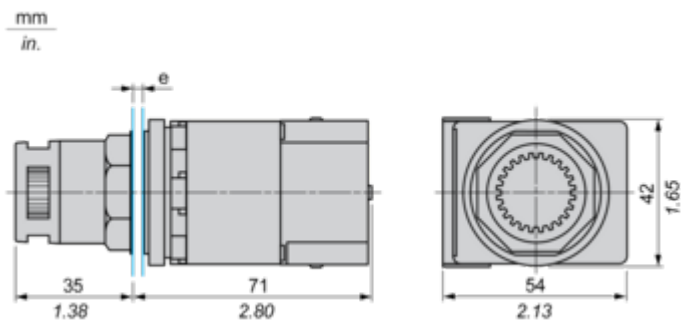
|  Materials and Substances | |
|--|---|
| Packaging made with recycled cardboard | Yes |
| Packaging without single use plastic | Yes |
| EU RoHS Directive | Pro-active compliance (Product out of EU RoHS legal scope) |
| SCIP Number | Ae0c4eb9-0bfb-40a4-851f-5c619fbe777d |
| REACH Regulation | REACH Declaration |
| California proposition 65 | WARNING: This product can expose you to chemicals including: Lead and lead compounds, which is known to the State of California to cause cancer and birth defects or other reproductive harm. For more information go to www.P65Warnings.ca.gov |

Use Again

|  Repack and remanufacture | |
|--|--|
| Take-back | No |
| WEEE |  The product must be disposed on European Union markets following specific waste collection and never end up in rubbish bins. |

Dimensions Drawings

Dimensions

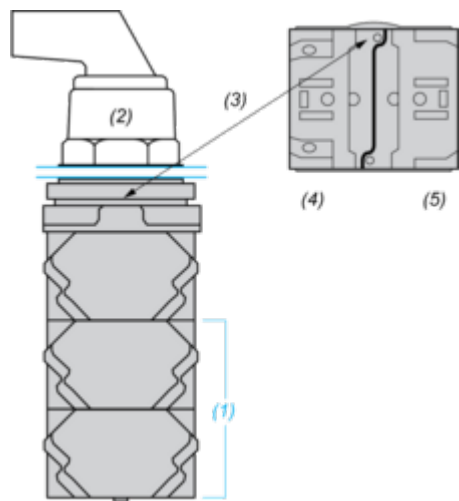


e panel thickness: 1 to 6 mm / 0.04 to 0.24 in.

Mounting and Clearance

Contact Block Mounting Position

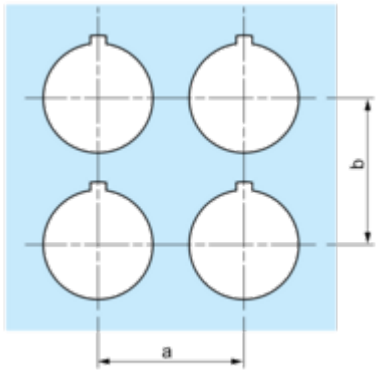
Top and Rear views



- (1) It is possible to mount up to 3 levels of contacts blocks (maximum of 6 contacts blocks)
- (2) Operator
- (3) Locating notch
- (4) Side 1
- (5) Side 2

Panel Cut-Out

Clearance



| Legend plate | a min. | | b min. | |
|--------------|--------|------|--------|------|
| | mm | in. | mm | in. |
| 9001KN2•• | 57.2 | 2.25 | 44.5 | 1.75 |
| 9001KN3•• | 57.2 | 2.25 | 50.8 | 2.00 |

Individual Cut-outs Details

2 alternatives

