

# Product data sheet

Specifications



Push button, Harmony 9001K,  
metal, flush, 7 colours choice,  
30mm, spring return, 1 C/O

9001KR1UH13

Product availability: Stock - Normally stocked in distribution facility

## Main

Range of Product	Harmony 9001K
Product or Component Type	Push-button
Device short name	9001K
Type of operator	spring return
Operator profile	7 colours choice flush, unmarked
Operator additional information	Metal guard

## Complementary

Bezel material	Metal
Mounting diameter	1.2 in (30 mm)
Shape of signaling unit head	Octagonal
Contacts type and composition	1 C/O
Connections - terminals	Screw clamp terminals 1 x 0.22...2 x 1.5 mm² IEC 60947-1
Tightening torque	7.08 lbf.in (0.8 N.m) IEC 60947-1
Shape of screw head	Cross slotted
Mechanical durability	5000000 cycles
Operating position	Any position
[Ie] rated operational current	3 A 240 V, AC-15, A600-Q600 NEMA 0.55 A 125 V, DC-13, A600-Q600 NEMA
[Ui] rated insulation voltage	250 V 3)IEC 60947-1
[Uimp] rated impulse withstand voltage	2.5 kV IEC 60947-1
Contacts material	Silver alloy contacts
Contact operation	Standard
Positive opening	Without
Short-circuit protection	10 A cartridge fuse IEC 60947-5-1
[Ith] conventional free air thermal current	10 A
[Icm] rated short-circuit making capacity	12 kA 600 V AC-15, 7200 VA 15 kA 480 V AC-15, 7200 VA 30 kA 240 V AC-15, 7200 VA 60 kA 120 V AC-15, 7200 VA 0.1 kA 600 V DC-13 0.27 kA 250 V DC-13 0.55 kA 125 V DC-13

Price is "List Price" and may be subject to a trade discount – check with your local distributor or retailer for actual price.

Disclaimer: This documentation is not intended as a substitute for and is not to be used for determining suitability or reliability of these products for specific user applications



Rated breaking capacity	3 kA 240 V AC-15, 720 VA 6 kA 120 V AC-15, 720 VA 1.2 kA 600 V AC-15, 720 VA 1.5 kA 480 V AC-15, 720 VA 0.1 kA 600 V DC-13 0.27 kA 250 V DC-13 0.55 kA 125 V DC-13
Terminals description ISO n°1	(13-14-11-12)OF
CAD overall width	1.9 in (48 mm)
CAD overall height	1.8 in (45 mm)
CAD overall depth	2.2 in (56 mm)
Net Weight	0.267 lb(US) (0.121 kg)
Device presentation	Complete product
Cap/operator or lens colour	7 colours choice
Operator profile	Flush
Type of operator	Spring return
Size	30 mm

## Environment

Standards	IEC 60947-1 JIS C 4520 IEC 60947-5-1 CSA C22.2 No 14 JIS C 852 IEC 60947-5-4
Product Certifications	NEMA UL 508
Protective treatment	TC
Ambient Air Temperature for Storage	-40...158 °F (-40...70 °C)
Ambient Air Temperature for Operation	-13...158 °F (-25...70 °C)
Vibration resistance	7 gn (f= 2...500 Hz) conforming to IEC 60068-2-6
Shock resistance	50 gn IEC 60068-2-27
Electrical shock protection class	Class II conforming to IEC 61140
IP degree of protection	IP66 IEC 60529
NEMA degree of protection	NEMA 1 NEMA 12 NEMA 13 NEMA 2 NEMA 3 NEMA 3R NEMA 4

## Ordering and shipping details

Category	US10CS121426
Discount Schedule	0CS1
GTIN	785901848851
Returnability	Yes
Country of origin	MX

## Packing Units



Unit Type of Package 1	PCE
Nbr. of units in pkg.	1
Package 1 Height	1.97 in (5 cm)
Package 1 Width	2.36 in (6 cm)
Package 1 Length	4.53 in (11.5 cm)
Package weight(Lbs)	4.5 oz (128 g)
Unit Type of Package 2	S01
Number of Units in Package 2	24
Package 2 Height	5.91 in (15 cm)
Package 2 Width	5.91 in (15 cm)
Package 2 Length	15.75 in (40 cm)
Package 2 Weight	7.17 lb(US) (3.25 kg)

## Contractual warranty

Warranty	18 months
----------	-----------




Schneider Electric aims to achieve Net Zero status by 2050 through supply chain partnerships, lower impact materials, and circularity via our ongoing “Use Better, Use Longer, Use Again” campaign to extend product lifetimes and recyclability.



[Environmental Data explained >](#)

[How we assess product sustainability >](#)

Use Better

 Materials and Substances	
Packaging made with recycled cardboard	Yes
Packaging without single use plastic	Yes
<a href="#">EU RoHS Directive</a>	Pro-active compliance (Product out of EU RoHS legal scope)
SCIP Number	Ae0c4eb9-0bfb-40a4-851f-5c619fbe777d
REACH Regulation	<a href="#">REACH Declaration</a>
California proposition 65	WARNING: This product can expose you to chemicals including: Lead and lead compounds, which is known to the State of California to cause cancer and birth defects or other reproductive harm. For more information go to <a href="http://www.P65Warnings.ca.gov">www.P65Warnings.ca.gov</a>

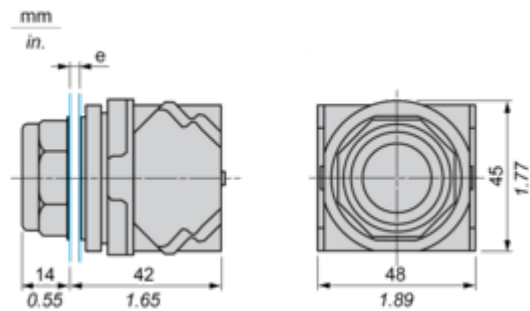
Use Again

 Repack and remanufacture	
Take-back	No
WEEE	 The product must be disposed on European Union markets following specific waste collection and never end up in rubbish bins.



Dimensions Drawings

Dimensions



e panel thickness: 1 to 6 mm / 0.04 to 0.24 in.

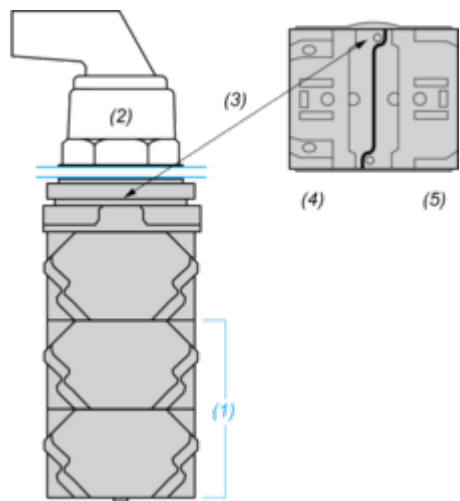


Mounting and Clearance

Contact Block Mounting Position

---

Top and Rear views

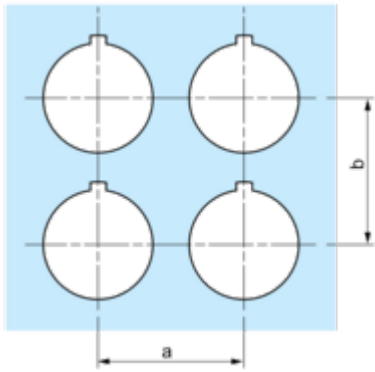


- (1) It is possible to mount up to 3 levels of contacts blocks (maximum of 6 contacts blocks)
- (2) Operator
- (3) Locating notch
- (4) Side 1
- (5) Side 2



Panel Cut-Out

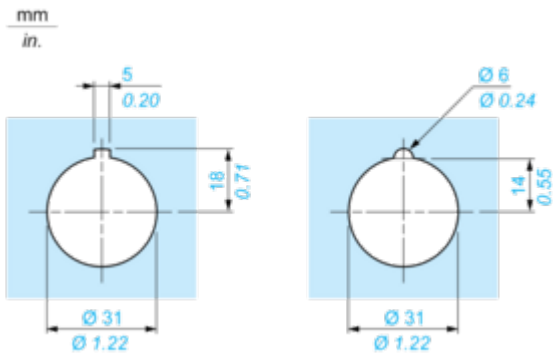
Clearance



Legend plate	a min.		b min.	
	mm	in.	mm	in.
9001KN2••	57.2	2.25	44.5	1.75
9001KN3••	57.2	2.25	50.8	2.00

Individual Cut-outs Details

2 alternatives





Offer Marketing Illustration

Product benefits / Features

---

### Features

Harmony 9001K



Improved security thanks to finger-safe contact blocks and light modules

Single screw Contact Block Fastening

Robustness to withstand the harshest environments

Large metal set of accessories to customize your product

Automatic self-grounding operators without additional wiring



Offer Marketing Illustration

Product benefits / Features

Technical Benefits  
Harmony 9001K

