

# Product data sheet

Specifications



Circuit breaker, PowerPacT B, 30A, 2 pole, 600Y/347VAC, 14kA, lugs, thermal magnetic, 80%, control wire ON end

BDL26030LU

Product availability: Non-Stock - Not normally stocked in distribution facility

## Main

Range	PowerPact
Product name	PowerPact B
Device short name	BD 030
Product or Component Type	Circuit breaker
Device Application	Distribution

## Complementary

Line Rated Current	30 A
Number of Poles	2P
Protected poles description	2t
Control Type	Toggle
Breaking capacity code	D
Breaking capacity	25 kA 208Y/120 V AC 50/60 Hz UL 489 18 kA 240 V AC 50/60 Hz UL 489 Icu 25 kA 480/277 V AC 50/60 Hz UL 489 Icu 14 kA 480 V AC 50/60 Hz UL 489 18 kA 600Y/347 V AC 50/60 Hz UL 489 14 kA 250 V DC UL 489 25 kA Icu 18 kA
[Ue] rated operational voltage	525 V AC 50/60 Hz UL 489
Network Frequency	50/60 Hz
[Ics] rated service breaking capacity	25 kA 220...240 V AC 50/60 Hz IEC 60947-2 14 kA 500...525 V AC 50/60 Hz IEC 60947-2 18 kA 380...415 V AC 50/60 Hz IEC 60947-2 18 kA 440 V AC 50/60 Hz IEC 60947-2
[Uimp] rated impulse withstand voltage	8 kV IEC 60947-2
Trip unit technology	Thermal-magneticTM-D,
Continuous current rating	80 %
[Ui] rated insulation voltage	800 V IEC 60947-2
Trip unit name	TM-D
Suitability for isolation	Yes IEC 60947-2
Utilisation category	Category A
Mechanical durability	15000 cycles IEC 947-1 Annex K ed 5.2
Electrical durability	10000 cycles IEC 947-1 Annex K ed 5.2 440 V In

Price is "List Price" and may be subject to a trade discount – check with your local distributor or retailer for actual price.

Disclaimer: This documentation is not intended as a substitute for and is not to be used for determining suitability or reliability of these products for specific user applications

Connection pitch	1.06 in (27 mm)
AWG gauge	AWG 6...AWG 2/0 fine stranded aluminium/copper AWG 14...AWG 3/0 rigid or stranded aluminium/copper
Local signalling	Presence of auxiliary contacts flag green)
Mounting mode	Clip-on 35 mm symmetrical DIN rail) By screws plate)
Electrical connection	Everlink lug, line Everlink lug, load
Tightening torque	44.3 lbf.in (5 N.m) 0.004...0.02 in² (2.5...16 mm²) (AWG 14...AWG 4) 79.7 lbf.in (9 N.m) 0.04...0.1 in² (25...95 mm²) (AWG 3...AWG 3/0)
Number of slots	1 auxiliary switch OF plug-in) 1 voltage release MN or MX plug-in)
Power wire stripping length	0.8 in (20 mm)
Color	Gray RAL 7016)
9 mm pitches	6
Height	5.4 in (137 mm)
Width	2.1 in (54 mm)
Depth	3.1 in (80 mm)
Net Weight	1.695 lb(US) (0.769 kg)
Quantity per Set	Set of 1
Circuit breaker application	HACR rated

## Environment

Quality labels	CE
Standards	GB 14048.2 NMX J-266 EN/IEC 60947-2 EN/IEC 60947-5-1 UL 489 CSA C22.2 No 5 NEMA AB1
Product certifications	UL IEC CCC EAC CSA NOM
IP degree of protection	Front cover IP40 IEC 60529
IK degree of protection	IK07 conforming to IEC 62262
Pollution degree	3 IEC 60947-1
Ambient Air Temperature for Operation	-13...158 °F (-25...70 °C)
Ambient Air Temperature for Storage	-58...185 °F (-50...85 °C)
Operating altitude	6561.68 ft (2000 m) without derating 5000 m with derating

## Ordering and shipping details

Category	US10DE201130
Discount Schedule	0DE2
GTIN	3606481148780

Returnability	No
Country of origin	US





## Packing Units

Unit Type of Package 1	PCE
Nbr. of units in pkg.	1
Package 1 Height	2.40 in (6.096 cm)
Package 1 Width	4.70 in (11.938 cm)
Package 1 Length	8.10 in (20.574 cm)
Package weight(Lbs)	24.000 oz (680.389 g)

Schneider Electric aims to achieve Net Zero status by 2050 through supply chain partnerships, lower impact materials, and circularity via our ongoing “Use Better, Use Longer, Use Again” campaign to extend product lifetimes and recyclability.

[Environmental Data explained >](#)

[How we assess product sustainability >](#)

<div>Environmental footprint</div>	
Carbon footprint (kg CO2 eq, Total Life cycle)	140
Use Better	
<div>Materials and Substances</div>	
Packaging made with recycled cardboard	Yes
Packaging without single use plastic	Yes
<a href="#">EU RoHS Directive</a>	Compliant with Exemptions
REACH Regulation	<a href="#">REACH Declaration</a>
California proposition 65	WARNING: Cancer and Reproductive Harm - <a href="http://www.P65Warnings.ca.gov">www.P65Warnings.ca.gov</a>
Halogen content performance	Halogen free product
PVC free	Yes
Use Again	
<div>Repack and remanufacture</div>	
Circularity Profile	No need of specific recycling operations
Take-back	No
WEEE	 The product must be disposed on European Union markets following specific waste collection and never end up in rubbish bins.

Technical Illustration

Dimensions

