Product data sheet

Specifications

Emergency stop push button, Harmony XB7, 22mm, red mushroom 40mm, trigger latching pull to release, 1NC

XB7NT842

Product availability: Stock - Normally stocked in distribution facility

Main

Range of Product	Harmony XB7
Product or Component Type	Emergency stop push-button
Device short name	XB7
Mounting diameter	0.9 in (22 mm)
Sale per indivisible quantity	10
Shape of signaling unit head	Round
Type of operator	latching
Reset	Push-pull
Operator profile	Red mushroom Ø 40 mm, unmarked
Contacts type and composition	1 NC
Connections - terminals	Screw clamp terminals, <= 2 x 1.5 mm² with cable end IEC 60947-1 Screw clamp terminals, 1 x 0.34...2 x 2.5 mm² without cable end IEC 60947-1
Device presentation	Monolithic product

Complementary

CAD overall width	1.6 in (40 mm)
CAD overall height	1.6 in (40 mm)
CAD overall depth	2.8 in (72 mm)
Terminals description ISO n°1	(11-12)NC
Net Weight	0.077 lb(US) (0.035 kg)
Device mounting	Fixing hole 0.9 in (22.5 mm) 22.3 +0.4/0 IEC 60947-1
Fixing center	>= 30 x 40 mm support panel) metal 0.04…0.2 in (1…6 mm) >= 30 x 40 mm support panel) plastic 0.08…0.2 in (2…6 mm)
Fixing mode	Fixing nut beneath head 17.7…21.2 lbf.in (2…2.4 N.m)
Contact operation	Snap action
Contacts usage	Standard
Positive opening	With IEC 60947-5-1 appendix K
Mechanical durability	100000 cycles
Tightening torque	7.08…10.6 lbf.in (0.8…1.2 N.m) IEC 60947-1

Price is “List Price” and may be subject to a trade discount – check with your local distributor or retailer for actual price.

Disclaimer: This documentation is not intended as a substitute for and is not to be used for determining suitability or reliability of these products for specific user applications

Shape of screw head	Cross JIS No 1 Cross Philips no 1 Cross pozidriv No 1 Slotted flat Ø 4 mm Slotted flat Ø 5.5 mm
Short-circuit protection	4 A cartridge fuse gG IEC 60947-5-1
[Ui] rated insulation voltage	250 V 3)IEC 60947-1
[Uimp] rated impulse withstand voltage	4 kV IEC 60947-1
[Ie] rated operational current	0.1 A 250 V, DC-13, R300 IEC 60947-5-1 0.22 A 125 V, DC-13, R300 IEC 60947-5-1 0.75 A 240 V, AC-15, C300 IEC 60947-5-1 1.5 A 120 V, AC-15, C300 IEC 60947-5-1
Electrical durability	1000000 cycles, DC-13, 0.3 A 24 V 216000 cyc/mn 0.5 IEC 60947-5-1 appendix C 1000000 cycles, AC-15, 0.03 A 230 V 216000 cyc/mn 0.5 IEC 60947-5-1 appendix C 1000000 cycles, AC-15, 0.09 A 240 V 108000 cyc/mn 0.5 IEC 60947-5-1 appendix C
Electrical reliability	Λ < 5 x 10exp(-7) 17 V 5 mA IEC 60947-5-4

Environment

Protective treatment	TH
Ambient Air Temperature for Storage	-40…158 °F (-40…70 °C)
Ambient Air Temperature for Operation	-13…158 °F (-25…70 °C)
Electrical shock protection class	Class II conforming to IEC 60536
IP degree of protection	IP20 IEC 60529 rear face) IP65 IEC 60529 front face)
NEMA degree of protection	NEMA 12 UL 50 NEMA 3 UL 50
Standards	UL 508 IEC 60947-1 IEC 60947-5-5 CSA C22.2 No 14 IEC 60204-1 ISO 13850 IEC 60947-5-1 IEC 60364-5-53
Product Certifications	CCC GOST
Vibration resistance	5 gn (f= 2…500 Hz) conforming to IEC 60068-2-6
Shock resistance	15 gn 11 ms) half sine wave acceleration IEC 60068-2-27

Ordering and shipping details

Category	US10CS222464
Discount Schedule	0CS2
GTIN	3606480465611
Returnability	Yes
Country of origin	ID

Packing Units

Unit Type of Package 1	PCE
Nbr. of units in pkg.	1
Package 1 Height	1.57 in (4.000 cm)

Package 1 Width	1.57 in (4.000 cm)
Package 1 Length	2.76 in (7.000 cm)
Package weight(Lbs)	1.481 oz (42.000 g)
Unit Type of Package 2	BB1
Number of Units in Package 2	10
Package 2 Height	2.36 in (6.000 cm)
Package 2 Width	6.10 in (15.500 cm)
Package 2 Length	6.89 in (17.500 cm)
Package 2 Weight	15.026 oz (426.000 g)
Unit Type of Package 3	S01
Number of Units in Package 3	50
Package 3 Height	5.91 in (15.000 cm)
Package 3 Width	5.91 in (15.000 cm)
Package 3 Length	15.75 in (40.000 cm)
Package 3 Weight	5.386 lb(US) (2.443 kg)

Contractual warranty

Warranty	18 months

Environmental Data

Schneider Electric aims to achieve Net Zero status by 2050 through supply chain partnerships, lower impact materials, and circularity via our ongoing “Use Better, Use Longer, Use Again” campaign to extend product lifetimes and recyclability.

Environmental Data explained >

How we assess product sustainability >

Environmental footprint

Carbon footprint (kg CO2 eq, Total Life cycle)	1

Use Better

Materials and Substances

Packaging without single use plastic	No
EU RoHS Directive	Pro-active compliance (Product out of EU RoHS legal scope)
REACh Regulation	REACh Declaration
California proposition 65	WARNING: This product can expose you to chemicals including: Di-isodecyl phthalate (DIDP), which is known to the State of California to cause birth defects or other reproductive harm. For more information go to www.P65Warnings.ca.gov

Use Again

Repack and remanufacture

Take-back	No
WEEE	The product must be disposed on European Union markets following specific waste collection and never end up in rubbish bins.

Dimensions Drawings

Non-illuminated Pushbutton

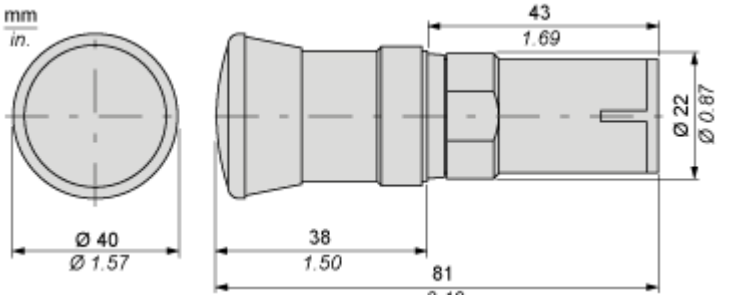

Mounting and Clearance

Mounting

Diameter of Finished Fixing Holes

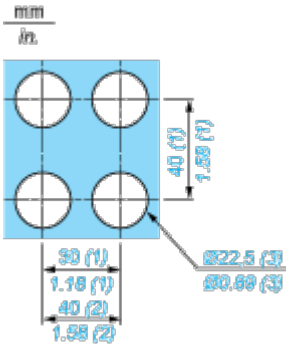

(1) Minimum value.

(2) 40 mm/1.58 in. for Emergency switching off pushbutton only.

(3) Standard value: Ø 22.3 (0; + 0.4) mm/Ø 0.88 (0; + 0.02) in.

“U” Type Tag Connection

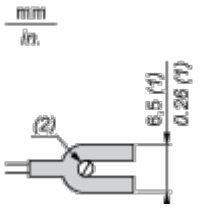

(1) 6.5 mm/0.26 in. recommended, 7 mm/0.28 in. max.

(2) M3 screw clamp terminal.

Connections and Schema

Wiring

Offer Marketing Illustration

Product benefits / Features

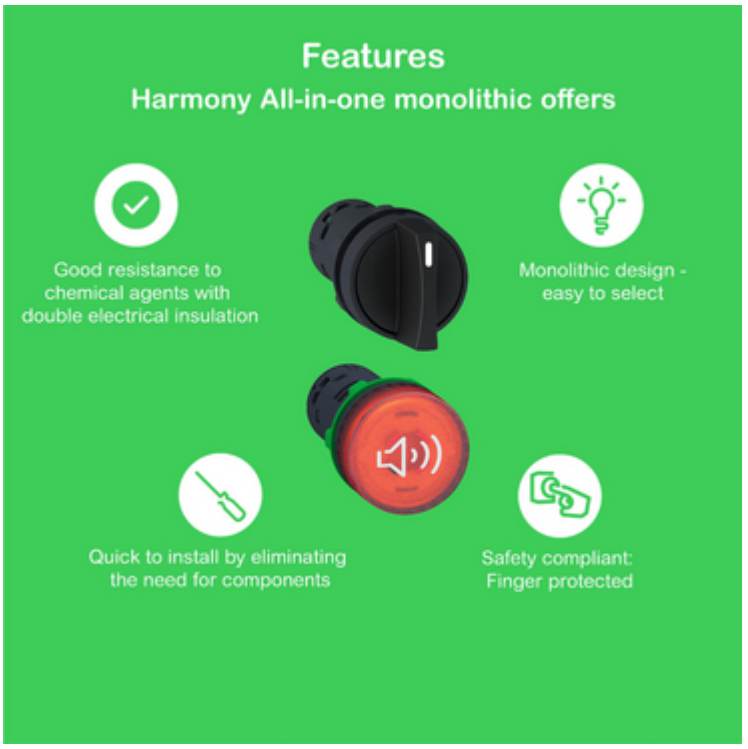

Offer Marketing Illustration

Product benefits / Features

Image of product / Alternate images

Alternative

XB7N
11