



auxiliary switch 2 NO for circuit breaker 5SL, 5SY, 5SP Incorporated switch 5TL1, RCBO 5SU1, FI 5SV (for 5SU1 handle coupler 5ST3805-1 is required)

Figure similar

Model	
product brand name	SENTRON
product designation	auxiliary switches
design of the product	Mountable
design of the product factory mounted	No
electrical endurance (operating cycles) typical	10 000
Voltage	
insulation voltage rated value	440 V
surge voltage resistance rated value	4 kV
Supply voltage	
supply voltage at DC rated value	
• minimum	12 V
operating voltage	
• rated value	400 V
• at AC rated value minimum	12 V
• at DC rated value minimum	12 V
protection class IP	IP20
Control current	
type of voltage of control voltage	AC/DC
Product details	
product component	
• auxiliary switch	Yes
number of fault signal contacts	0
number of NC contacts	0
number of NO contacts	2
number of CO contacts	0
product extension can be mounted	Universal
product extension	auxiliary switch
Connections	
<b>connectable conductor cross-section</b>	
• minimum	0.5 mm <sup>2</sup>
• maximum	2.5 mm <sup>2</sup>
AWG number as coded connectable conductor cross section	
• minimum	24
• maximum	12
tightening torque with screw-type terminals	
• maximum	1 N·m
Mechanical Design	
height	90 mm

width	9 mm
depth	70 mm
number of modular width units	1
net weight	62 g

### Environmental conditions

standard	IEC/EN60947-5-1; IEC/EN62019
ambient temperature during operation	
• minimum	-25 °C
• maximum	55 °C
ambient temperature during storage minimum	-40 °C

### Environmental footprint

Environmental Product Declaration(EPD)	Yes
Global Warming Potential [CO2 eq] total	4.1 kg
Global Warming Potential [CO2 eq] during manufacturing	0.527 kg
Global Warming Potential [CO2 eq] during operation	3.52 kg
Global Warming Potential [CO2 eq] after end of life	0.055 kg

### Approvals Certificates

#### General Product Approval



[Confirmation](#)



General Product Approval	Marine / Shipping	other
--------------------------	-------------------	-------

[Miscellaneous](#)



[Miscellaneous](#)

[Confirmation](#)

Railway	Environment
---------	-------------

[Special Test Certificate](#)

[Confirmation](#)



[Environmental Confirmations](#)

[Environmental Confirmations](#)

### Further information

#### Information on the packaging

<https://support.industry.siemens.com/cs/ww/en/view/109813875>

#### Information- and Downloadcenter (Catalogs, Brochures,...)

<http://www.siemens.com/lowvoltage/catalogs>

#### Industry Mall (Online ordering system)

<https://mall.industry.siemens.com/mall/en/en/Catalog/product?mlfb=5ST3011>

#### Service&Support (Manuals, Certificates, Characteristics, FAQs,...)

<https://support.industry.siemens.com/cs/ww/en/ps/5ST3011>

#### Image database (product images, 2D dimension drawings, 3D models, device circuit diagrams, ...)

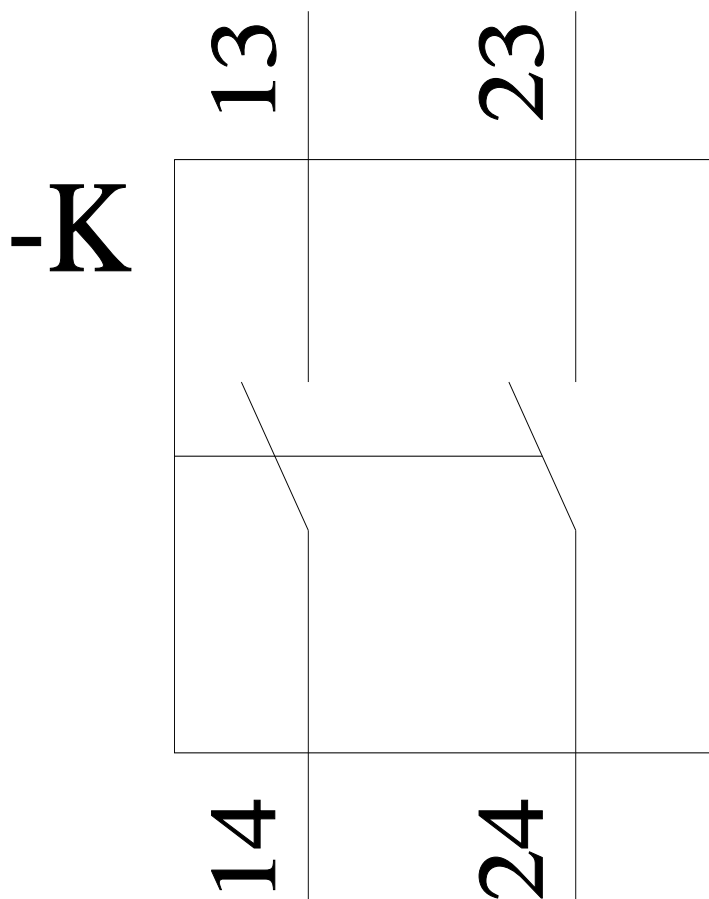
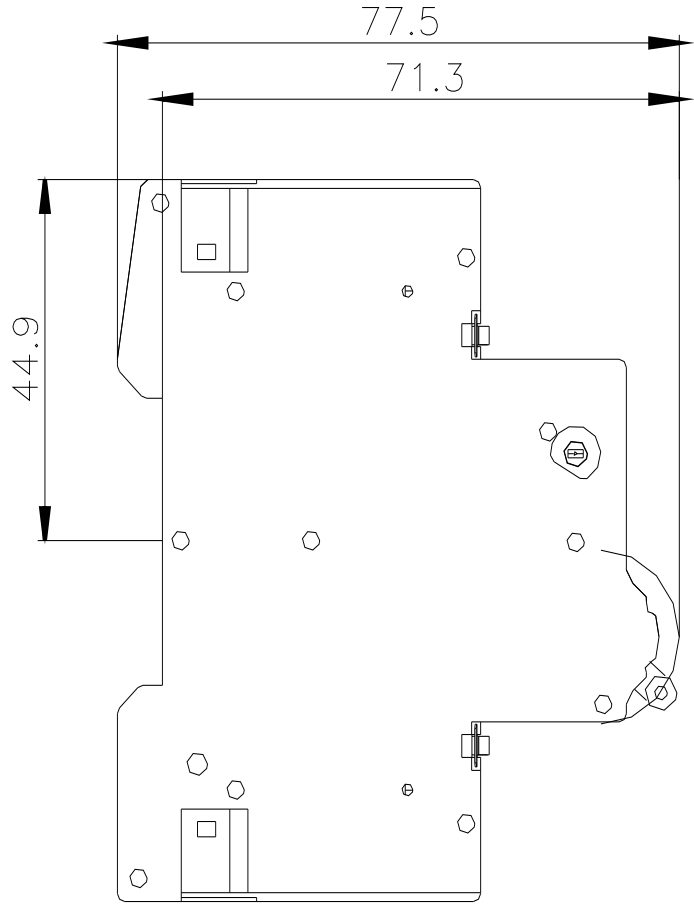
[http://www.automation.siemens.com/bilddb/cax\\_en.aspx?mlfb=5ST3011](http://www.automation.siemens.com/bilddb/cax_en.aspx?mlfb=5ST3011)

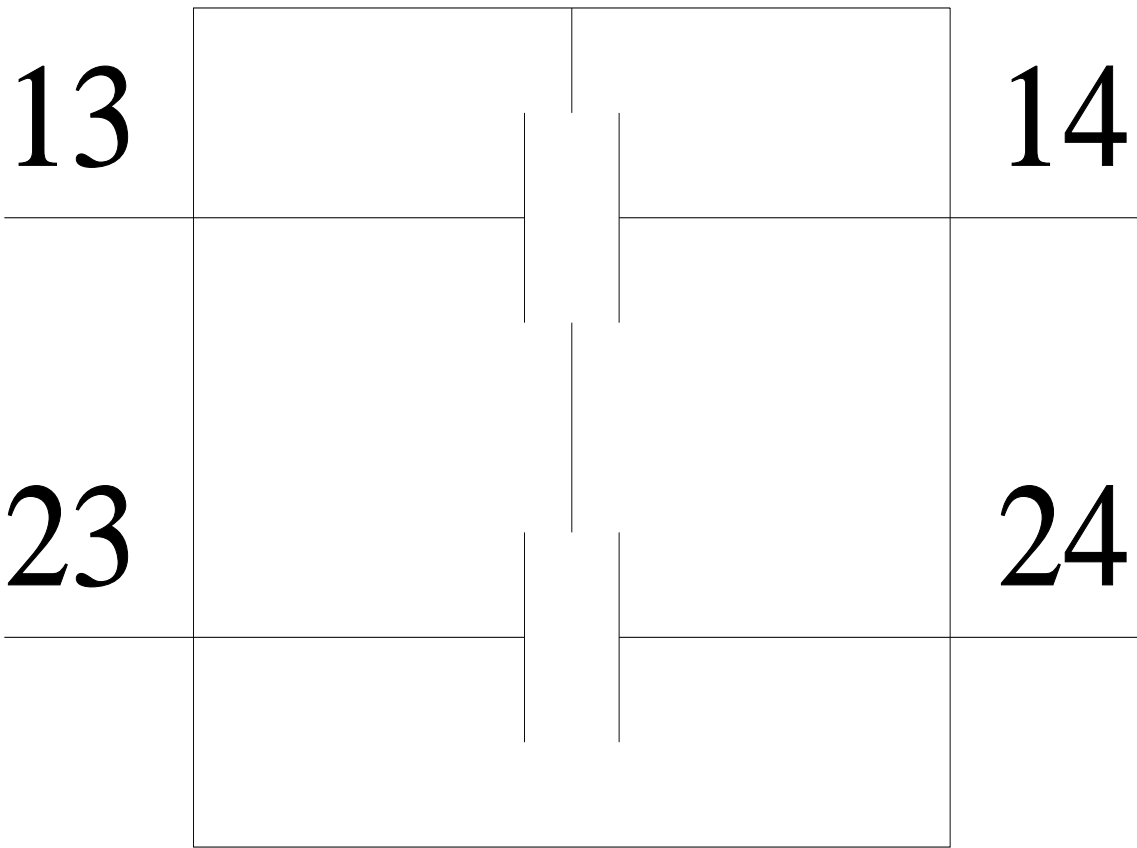
#### CAx-Online-Generator

<http://www.siemens.com/cax>

#### Tender specifications

<http://www.siemens.com/specifications>





---

last modified:

7/5/2024 

