



Residual current operated circuit breaker, 2-pole, type A, In: 16 A, 30 mA, Un AC: 230 V

Model	
product brand name	SENTRON
product designation	Residual current operated circuit breaker
design of the product	Instantaneous
product type designation	5SV3
General technical data	
number of poles	2
size of installation devices according to DIN 43880	1
mechanical service life (operating cycles) typical	10 000
short-circuit current of series fuse maximum permissible	63 A
short-circuit current rating	10 kA
switching function short-term delayed	No
degree of pollution	2
insulation voltage (Ui) rated value	2 000 V
tripping fault current rated value	30 mA
let-through current permissible	5 200 A
I <sup>2</sup> t value permissible	58 000 A <sup>2</sup> ·s
Supply voltage	
supply voltage for testing equipment minimum	195 V
value range of the supply voltage frequency	50 Hz
value range of the operating frequency	50 Hz
value range of the supply voltage at AC	230 V
Protection class	
protection class IP	IP20, if the distribution board is installed, with connected conductors
Breaking Capacity	
switching capacity current	
• according to IEC 61008-1 rated value	0.5 kA
grid spacing	60 mm
Dissipation	
power loss [W]	
• for rated value of the current at AC in hot operating state per pole	0.4 W
• maximum	0.8 W
Appearance	
RAL color number	7 035
Product details	
product feature silicon-free	Yes
product extension installable supplementary devices	Yes
Connections	
connectable conductor cross-section solid	

<ul style="list-style-type: none"> <li>• minimum</li> <li>• maximum</li> </ul>	0.75 mm <sup>2</sup> 35 mm <sup>2</sup>
<b>connectable conductor cross-section stranded</b>	
<ul style="list-style-type: none"> <li>• minimum</li> <li>• maximum</li> </ul>	0.75 mm <sup>2</sup> 35 mm <sup>2</sup>
<b>tightening torque with screw-type terminals</b>	
<ul style="list-style-type: none"> <li>• minimum</li> <li>• maximum</li> </ul>	2.5 N·m 3 N·m
<b>position of power supply cord</b>	top or bottom

Mechanical Design	
height	90 mm
width	36 mm
depth	70 mm
installation depth	70 mm
number of modular width units	2
fastening method	DIN rail
mounting position	any
<b>Net Weight</b>	188 g

Environmental conditions	
<b>ambient temperature during operation</b>	
<ul style="list-style-type: none"> <li>• minimum</li> <li>• maximum</li> </ul>	-25 °C 45 °C
ambient temperature during storage minimum	-40 °C
<b>number of test cycles for environmental testing according to IEC 60068-2-30</b>	28

Environmental footprint	
Environmental Product Declaration (EPD)	Yes
global warming potential [CO2 eq] total	8.73 kg
global warming potential [CO2 eq] during manufacturing	1.32 kg
global warming potential [CO2 eq] during operation	7.39 kg
global warming potential [CO2 eq] after end of life	0.017 kg

### Approvals Certificates

#### General Product Approval



[Miscellaneous](#)

General Product Approval	EMV	Test Certificates	other	Railway
--------------------------	-----	-------------------	-------	---------



[Miscellaneous](#)



[Confirmation](#)

[Special Test Certificate](#)

Dangerous goods	Environment
-----------------	-------------

[Transport Information](#)



[Environmental Confirmations](#)

[Environmental Confirmations](#)

### Further information

Information on the packaging

<https://support.industry.siemens.com/cs/ww/en/view/109813875>

Information for data generation and storage

<https://support.industry.siemens.com/cs/ww/en/view/109995012>

Information- and Downloadcenter (Catalogs, Brochures,...)

<http://www.siemens.com/lowvoltage/catalogs>

Industry Mall (Online ordering system)

<https://mall.industry.siemens.com/mall/en/en/Catalog/product?mlfb=5SV3311-6>

Service&Support (Manuals, Certificates, Characteristics, FAQs,...)

<https://support.industry.siemens.com/cs/ww/en/ps/5SV3311-6>

Image database (product images, 2D dimension drawings, 3D models, device circuit diagrams, ...)

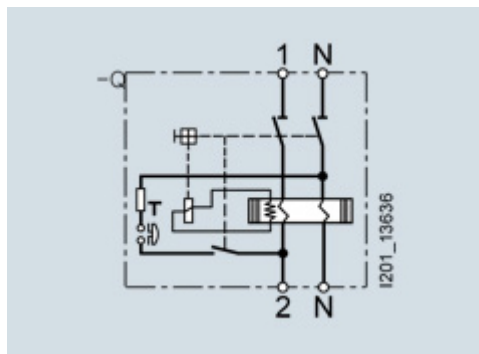
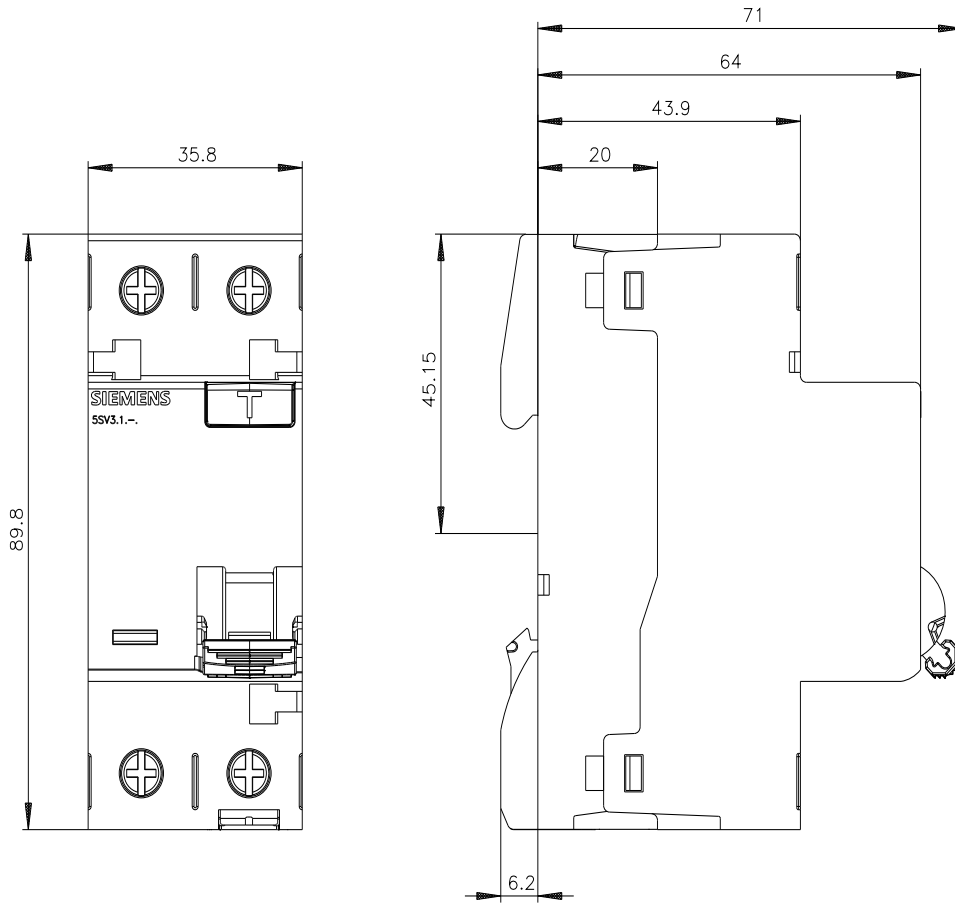
[http://www.automation.siemens.com/bilddb/cax\\_en.aspx?mlfb=5SV3311-6](http://www.automation.siemens.com/bilddb/cax_en.aspx?mlfb=5SV3311-6)

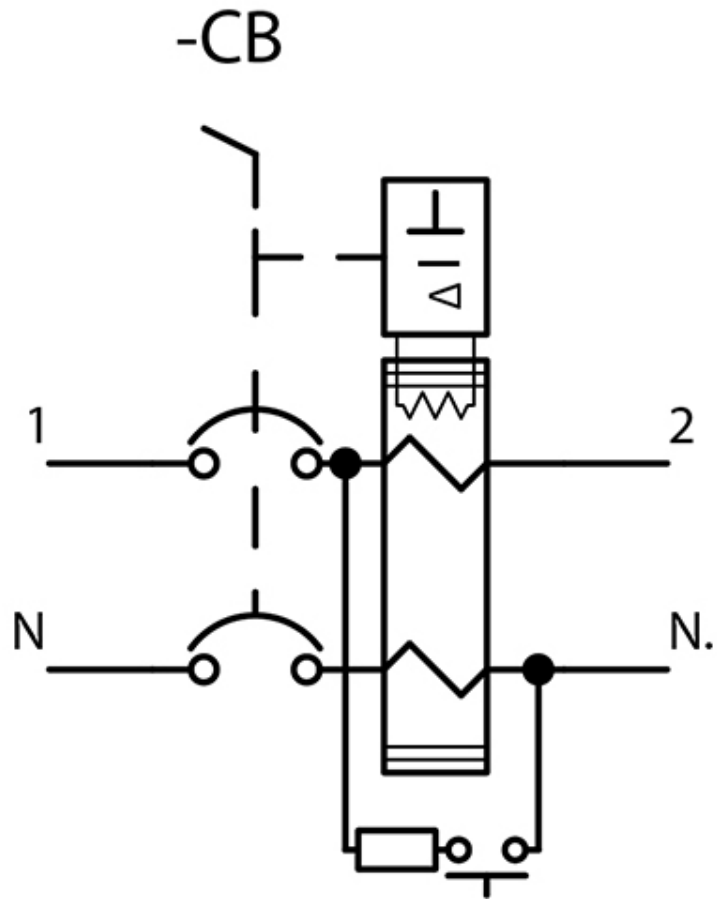
CAX-Online-Generator

<http://www.siemens.com/cax>

Tender specifications

<http://www.siemens.com/specifications>





last modified:

9/5/2025 

