









switching relay with 1 NO contact for 230V AC 16A control 115V AC

Figure similar

Model	
product brand name	SETRON
product designation	Switching relays
design of the product	With 1 NO
design of the switching function	1 NO
General technical data	
operating range factor of control voltage_1	0.8
electrical endurance (operating cycles)	50 000
galvanic isolation between magnet coil and contact	Yes
switching voltage of the contacts at AC minimum	10 V
switching current at AC per contact minimum	100 mA
power loss [V·A] of magnet coil with pulse rated value	3 VA
Voltage	
type of voltage of the operating voltage	AC
control voltage at AC rated value maximum	115 V
surge voltage resistance rated value	4 kV
Supply voltage	
operating voltage	
• minimum	250 V
• maximum	250 V
• at AC rated value maximum	250 V
type of voltage of the supply voltage	AC
Protection class	
protection class IP	IP20, with connected conductors
Breaking Capacity	
switching capacity apparent power	
• for uncompensated fluorescent lamp load	400 VA
switching capacity current at cos phi 0.6	16 A
switching capacity active power with incandescent lamp load	1 200 W
Dissipation	
power loss [W]	
• for rated value of the current at AC in hot operating state per pole	1 W
• at 16 A per contact rated value	1 W
• of magnet coil with pulse rated value	2.4 W
Main circuit	
operating frequency rated value	50 Hz
operational current	

<ul style="list-style-type: none"> • rated value • at cos phi 0.6 ... 1 rated value 	16 A 16 A
Control current	
type of voltage	
<ul style="list-style-type: none"> • of control voltage_1 	AC
control voltage	
<ul style="list-style-type: none"> • _1 initial value • _1 full-scale value 	115 V 115 V
control voltage frequency	
<ul style="list-style-type: none"> • _1 initial value • _1 full-scale value 	50 Hz 50 Hz
operating range factor of control voltage_2	1.1
number of NC contacts	0
number of NO contacts	1
number of CO contacts	0
Product function	
product function direct operation	Yes
Inputs Outputs	
relay design	partially electronic
Number	
number of terminals with cross-head screw	1
Connections	
connectable conductor cross-section for flexible conductor with core end processing	
<ul style="list-style-type: none"> • minimum • maximum 	1 mm ² 6 mm ²
connectable conductor cross-section for rigid conductor	
<ul style="list-style-type: none"> • minimum • maximum 	1 mm ² 6 mm ²
Mechanical Design	
height	90 mm
width	18 mm
width of opening of the contacts	1.2 mm
depth	76 mm
installation depth	70 mm
number of modular width units	1
fastening method	DIN rail
mounting position	any
required spacing for live parts	6 mm
Net Weight	126 g
Environmental conditions	
ambient temperature during operation	
<ul style="list-style-type: none"> • minimum • maximum 	-10 °C 40 °C
Approvals Certificates	
General Product Approval	Test Certificates
    	Miscellaneous
other	Environment
	Confirmation Environmental Con- firmations Environmental Con- firmations
Further information	

Information on the packaging

<https://support.industry.siemens.com/cs/ww/en/view/109813875>

Information for data generation and storage

<https://support.industry.siemens.com/cs/ww/en/view/109995012>

Information- and Downloadcenter (Catalogs, Brochures,...)

<http://www.siemens.com/lowvoltage/catalogs>

Industry Mall (Online ordering system)

<https://mall.industry.siemens.com/mall/en/en/Catalog/product?mlfb=5TT4201-1>

Service&Support (Manuals, Certificates, Characteristics, FAQs,...)

<https://support.industry.siemens.com/cs/ww/en/ps/5TT4201-1>

Image database (product images, 2D dimension drawings, 3D models, device circuit diagrams, ...)

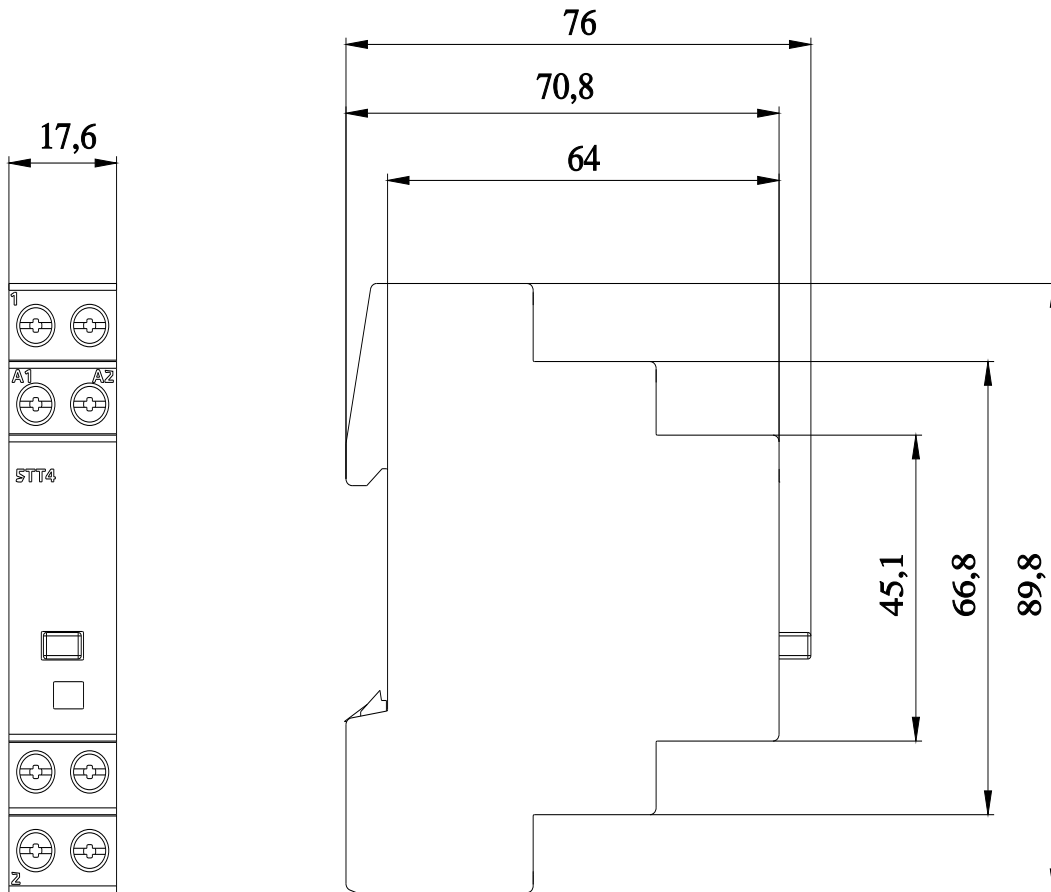
http://www.automation.siemens.com/bilddb/cax_en.aspx?mlfb=5TT4201-1

CAX-Online-Generator

<http://www.siemens.com/cax>

Tender specifications

<http://www.siemens.com/specifications>



last modified:

4/12/2025

