

LC1F115

TeSys F contactor - 3P(3 NO)-AC-3 <= 440V
115A with coil LX9 - 24...600V AC 40/400Hz,
LX4 - 24...460V DC, LXE - 100...250V AC
50/60Hz or 100...380V DC



Main

Range	TeSys
Product name	TeSys F
Product or component type	Contactor
Device short name	LC1F
Contactor application	Resistive load Motor control
Utilisation category	AC-1 AC-4 AC-3
Poles description	3P
Power pole contact composition	3 NO
[Ue] rated operational voltage	<= 690 V AC 50/60 Hz
[Ie] rated operational current	200 A 104 °F (40 °C) <= 440 V AC-1 115 A 131 °F (55 °C) <= 440 V AC-3
Motor power kW	55 KW 380...400 V AC 50/60 Hz AC-3) 59 KW at 415 V AC 50/60 Hz (AC-3) 59 KW at 440 V AC 50/60 Hz (AC-3) 75 KW 500 V AC 50/60 Hz AC-3) 30 KW 220...240 V AC 50/60 Hz AC-3) 80 KW 660...690 V AC 50/60 Hz AC-3) 18.5 kW 400 V AC 50/60 Hz AC-4)

Complementary

[Uc] control circuit voltage	24...575 V AC 40...400 Hz with LX9 coil 24...460 V DC with LX4 coil 100...250 V AC 50/60 Hz with LXE coil 100...380 V DC with LXE coil
[Uimp] rated impulse withstand voltage	8 kV
Overvoltage category	III
[Ith] conventional free air thermal current	200 A (at 40 °C)
Irms rated making capacity	1150 A IEC 60947-4-1
Rated breaking capacity	920 A IEC 60947-4-1
[Icw] rated short-time withstand current	1100 A 104 °F (40 °C) - 10 s 640 A 104 °F (40 °C) - 30 s 520 A 104 °F (40 °C) - 1 min 400 A 104 °F (40 °C) - 3 min 320 A 104 °F (40 °C) - 10 min
Associated fuse rating	125 A aM <= 440 V 200 A gG <= 440 V
Average impedance	0.37 mOhm - Ith 200 A 50 Hz
[Ui] rated insulation voltage	1000 V IEC 60947-4-1 1500 V VDE 0110 group C
Power dissipation per pole	15 W AC-1 5 W AC-3

The information provided in this documentation contains general descriptions and/or technical characteristics of the performance of the products contained herein. This documentation is not intended as a substitute for and is not to be used for determining suitability or reliability of these products for specific user applications. It is the duty of any such user or integrator to perform the appropriate and complete risk analysis, evaluation and testing of the products with respect to the relevant specific application or use thereof. Neither Schneider Electric Industries SAS nor any of its affiliates or subsidiaries shall be responsible or liable for misuse of the information contained herein.

Control circuit voltage limits	Operational 0.85...1.1 Uc AC 40...400 Hz Drop-out 0.2...0.55 Uc AC 40...400 Hz Operational 0.85...1.1 Uc DC Drop-out 0.15...0.2 Uc DC Operational 85...275 V AC 50/60 Hz Drop-out 0...60 V AC 50/60 Hz Operational 85...418 V DC Drop-out 0...45 V DC
Heat dissipation	5.9...7.2 W 2.2...5.5 W
Operating time	35 ms closing with LX9 coil 130 ms opening with LX9 coil 30...40 ms closing with LX4 coil 30...50 ms opening with LX4 coil 40...80 ms closing with LXE coil 6...54 ms opening with LXE coil
Mounting support	Plate
Standards	EN 60947-1 JIS C8201-4-1 IEC 60947-4-1 EN 60947-4-1 IEC 60947-1
Product certifications	RINA ABS CSA DNV RMRoS BV LROS (Lloyds register of shipping) UL CB
Connections - terminals	Power circuit lugs-ring terminals 1 0.15 in ² (95 mm ²) Power circuit connector 1 0.15 in ² (95 mm ²) Power circuit bar 2 20 x 3 mm Power circuit bolted connection Control circuit: screw clamp terminals 1 cable(s) 1...4 mm ² flexible without cable end Control circuit screw clamp terminals 2 0.00...0.01 in ² (1...4 mm ²)flexible with cable end Control circuit screw clamp terminals 1 0.00...0.01 in ² (1...4 mm ²)flexible with cable end Control circuit screw clamp terminals 2 0.00...0.00 in ² (1...2.5 mm ²)solid without cable end Control circuit screw clamp terminals 1 0.00...0.01 in ² (1...4 mm ²) Control circuit screw clamp terminals 2 0.00...0.01 in ² (1...4 mm ²) Control circuit screw clamp terminals 1.0 0.00...0.00 in ² (0.2...2.5 mm ²)flexible without cable end Control circuit screw clamp terminals 1.0 0.00...0.00 in ² (0.25...2.5 mm ²)flexible with cable end Control circuit screw clamp terminals 1.0 0.00...0.00 in ² (0.2...2.5 mm ²)solid without cable end
Tightening torque	Power circuit 88.51 lbf.in (10 N.m) Control circuit: 1.2 N.m Control circuit 5.31 lbf.in (0.6 N.m)
Mechanical durability	10 Mcycles
Inrush power in VA	590...855 VA, 40...400 Hz cos phi 0.9 (at 68 °F (20 °C))with LX9 coil 543...665 VA (at 68 °F (20 °C))with LX4 coil 280...310 VA, 50/60 Hz cos phi 0.5 (at 68 °F (20 °C))with LXE coil 270...320 VA (at 68 °F (20 °C))with LXE coil
Hold-in power consumption in VA	6.6...8.1 VA 3.94...4.83 VA 4.5...7.0 VA 2.5...4.0 VA
Maximum operating rate	2400 cyc/h 131 °F (55 °C)
Compatibility code	LC1F

Environment

IP degree of protection	IP2x front face with shrouds IEC 60529 IP2x front face with shrouds VDE 0106
Protective treatment	TH
Ambient air temperature for operation	-40...140 °F (-40...60 °C)
Ambient air temperature for storage	-76...176 °F (-60...80 °C)
Permissible ambient air temperature around the device	140...158 °F (60...70 °C) at Uc
Operating altitude	9842.52 ft (3000 m) without derating
Mechanical robustness	Vibrations contactor open2 Gn, 5...300 Hz Vibrations contactor closed: 6 Gn, 5...300 Hz Shocks contactor open9 Gn for 1/2 sine wave (11 ms) Shocks contactor closed15 Gn for 1/2 sine wave (11 ms)
Height	6.38 in (162 mm)
Width	6.44 in (163.5 mm)
Maximum Depth	6.73 in (171 mm)
Net Weight	8.44 lb(US) (3.83 kg)




Ordering and shipping details

Category	22336 - CTR,F-LINE,AC,OPEN,NONREV
Discount Schedule	I12
GTIN	00785901122210
Nbr. of units in pkg.	1
Package weight(Lbs)	7.78 lb(US) (3.53 kg)
Returnability	Yes
Country of origin	CZ

Packing Units

Unit Type of Package 1	PCE
Package 1 Height	7.24 in (18.4 cm)
Package 1 width	7.80 in (19.8 cm)
Package 1 Length	8.90 in (22.6 cm)
Unit Type of Package 2	CAR
Number of Units in Package 2	1
Package 2 Weight	7.76 lb(US) (3.522 kg)
Package 2 Height	8.66 in (22 cm)
Package 2 width	7.87 in (20 cm)
Package 2 Length	9.65 in (24.5 cm)
Unit Type of Package 3	P06
Number of Units in Package 3	18
Package 3 Weight	159.06 lb(US) (72.148 kg)
Package 3 Height	31.50 in (80 cm)
Package 3 width	31.50 in (80 cm)
Package 3 Length	23.62 in (60 cm)

Offer Sustainability

Sustainable offer status	Green Premium product
California proposition 65	WARNING: This product can expose you to chemicals including: Lead and lead compounds, which is known to the State of California to cause cancer and birth defects or other reproductive harm. For more information go to www.P65Warnings.ca.gov
REACH Regulation	 REACH Declaration
EU RoHS Directive	Compliant  EU RoHS Declaration
Mercury free	Yes
RoHS exemption information	 Yes

China RoHS Regulation	China RoHS Declaration
Environmental Disclosure	Product Environmental Profile
Circularity Profile	End Of Life Information
WEEE	The product must be disposed on European Union markets following specific waste collection and never end up in rubbish bins.

Contractual warranty

Warranty	18 months
----------	-----------