

1SNA115116R0700 ✓ ACTIVE

ENTRELEC | ENTRELEC SNA

TE Internal #: 1SNA115116R0700

Modular Terminal Blocks, Feed-Through, Screw Clamp Terminal Block, Gray, Product Spacing .235 in [6 mm], 2 Position, Screw Terminal, ENTRELEC SNA

[View on TE.com >](#)



Connectors > Terminal Blocks & Strips > Modular Terminal Blocks



Block Function: **Feed-Through**

Modular Terminal Block Product Type: **Screw Clamp Terminal Block**

Rated Cross Section: **4 mm²**

Primary Product Color: **Gray**

Features

Product Type Features

Modular Terminal Block Product Type	Screw Clamp Terminal Block
-------------------------------------	----------------------------

Configuration Features

Gauge Type	A4
Number of Levels	1
Number of Poles	2
Number of Circuits	1
Block Function	Feed-Through
Number of Positions	2

Electrical Characteristics

Operating Voltage Rating (UL & CSA) (Max) - Main Circuit	600 V
Impulse Withstanding Voltage Rating (IEC)	8000 V
Voltage Rating (CSA)	600 V
Current Rating (CSA)	30 A
Dielectric Test Voltage	2000 V
Short-Time Withstanding Current Rating @ 1s	480 A



Voltage Rating (IEC)	1000 V
Current Rating (UL)	30 A
Current Rating (IEC)	32 A
Voltage Rating	1000 VAC

Body Features

Product Weight	8.2 g [.289 oz]
Primary Product Color	Gray

Termination Features

Termination Method to Wire & Cable	Screw Terminal
------------------------------------	----------------

Mechanical Attachment

DIN Rail Mounting Type	G32, TH35-15, TH35-7.5
Tightening Torque	4.4 in-lbs
Connector Mounting Type	DIN Rail

Housing Features

Housing Material	Polyamide 6.6
------------------	---------------

Dimensions

Main Circuit Capacity - 1 Rigid Stranded Conductor per Screw Clamp	.2 – 4 mm ²
Wire Stripping Length	9.5 mm [.374 in]
Main Circuit Capacity - 1 Flexible Conductor per Spring Clamp	.22 – 4 mm ²
Tool Size	4 mm [.157 in]
Product Depth	40.5 mm
Product Width	6 mm [.235 in]
Product Length	40.5 mm
Product Height	44.5 mm
Rated Cross Section	4 mm ²
Product Spacing	6 mm [.235 in]
Wire Size	4 mm ²

Usage Conditions

Storage Temperature Range	-55 – 110 °C [-67 – 230 °F]
Installation Temperature Range	-5 – 40 °C [23 – 104 °F]
Operating Temperature Range	-55 – 110 °C [-67 – 230 °F]



Operation/Application

Circuit Application	Signal
---------------------	--------

Industry Standards

IP Rating	IP20
UL Flammability Rating	UL 94V-0

Product Compliance


[For compliance documentation, visit the product page on TE.com>](#)

EU RoHS Directive 2011/65/EU	Compliant
EU ELV Directive 2000/53/EC	Compliant
China RoHS 2 Directive MIIT Order No 32, 2016	No Restricted Materials Above Threshold
EU REACH Regulation (EC) No. 1907/2006	Current ECHA Candidate List: JUNE 2022 (224) Candidate List Declared Against: JUNE 2022 (224) Does not contain REACH SVHC
Halogen Content	Low Halogen - Br, Cl, F, I < 900 ppm per homogenous material. Also BFR/CFR/PVC Free
Solder Process Capability	Not reviewed for solder process capability


Product Compliance Disclaimer

This information is provided based on reasonable inquiry of our suppliers and represents our current actual knowledge based on the information they provided. This information is subject to change. The part numbers that TE has identified as EU RoHS compliant have a maximum concentration of 0.1% by weight in homogenous materials for lead, hexavalent chromium, mercury, PBB, PBDE, DBP, BBP, DEHP, DIBP, and 0.01% for cadmium, or qualify for an exemption to these limits as defined in the Annexes of Directive 2011/65/EU (RoHS2). Finished electrical and electronic equipment products will be CE marked as required by Directive 2011/65/EU. Components may not be CE marked. Additionally, the part numbers that TE has identified as EU ELV compliant have a maximum concentration of 0.1% by weight in homogenous materials for lead, hexavalent chromium, and mercury, and 0.01% for cadmium, or qualify for an exemption to these limits as defined in the Annexes of Directive 2000/53/EC (ELV). Regarding the REACH Regulation, the information TE provides on SVHC in articles for this part number is based on the latest European Chemicals Agency (ECHA) 'Guidance on requirements for substances in articles' posted at this URL: <https://echa.europa.eu/guidance-documents/guidance-on-reach>

Compatible Parts

TE Part # 1SNA103775R0000
RC65-BL



TE Part # 1SNA103776R0100
RC65-RD



TE Part # 1SNA113003R1000
SCM6



TE Part # 1SNA113546R1400
PC6-2



TE Part # 1SNA113548R2600
PC6-10



TE Part # 1SNA114825R0500
SCFM6



TE Part # 1SNA173059R0300
DCJ



TE Part # 1SNA232001R2500
RC65 0->9 (X10) HORIZONTAL



TE Part # 1SNA232002R2600
RC65 1->10 (X10) HORIZONTAL



TE Part # 1SNA232003R2700
RC65 11->20 (X10) HORIZONTAL



TE Part # 1SNA232004R2000
RC65 21->30 (X10) HORIZONTAL



TE Part # 1SNA232005R2100
RC65 31->40 (X10) HORIZONTAL



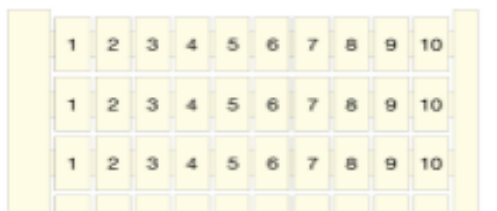
TE Part # 1SNA232006R2200
RC65 41->50 (X10) HORIZONTAL



TE Part # 1SNA232007R2300
RC65 51->60 (X10) HORIZONTAL




TE Part # 1SNA232008R0400
RC65 61->70 (X10) HORIZONTAL



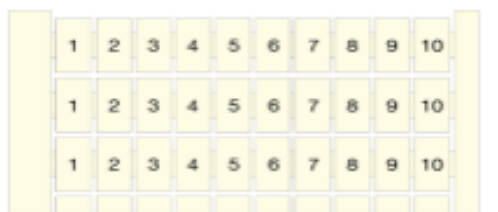
TE Part # 1SNA232009R0500
RC65 71->80 (X10) HORIZONTAL



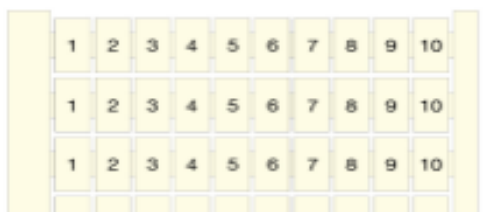
TE Part # 1SNA232010R2100
RC65 81->90 (X10) HORIZONTAL



TE Part # 1SNA232011R1600
RC65 91->100 (X10) HORIZONTAL



TE Part # 1SNA232012R1700
RC65 101->110 (X10) HORIZONTAL




TE Part # 1SNA232013R1000
RC65 111->120 (X10) HORIZONTAL


Also in the Series | **ENTRELEC SNA**



[Modular Terminal Blocks\(182\)](#)



[Terminal Block & Strip Conducting Accessories\(26\)](#)



[Terminal Block & Strip Insulating Accessories\(14\)](#)

Documents

CAD Files

Customer View Model

[ENG_CVM_CVM_1SNA115116R0700_R2.3d_stp.zip](#)

English

Customer View Model

[ENG_CVM_CVM_1SNA115116R0700_R2.2d_dxf.zip](#)

English

Customer View Model

[ENG_CVM_CVM_1SNA115116R0700_R2.3d_igs.zip](#)

English

3D PDF

3D

By downloading the CAD file I accept and agree to the [Terms and Conditions](#) of use.

Datasheets & Catalog Pages

[Catalogue - ENTRELEC terminal-blocks-sna-series](#)

English

[M4/6](#)

English

[ENTRELEC Terminal Blocks Catalogue \(RUS\)](#)