


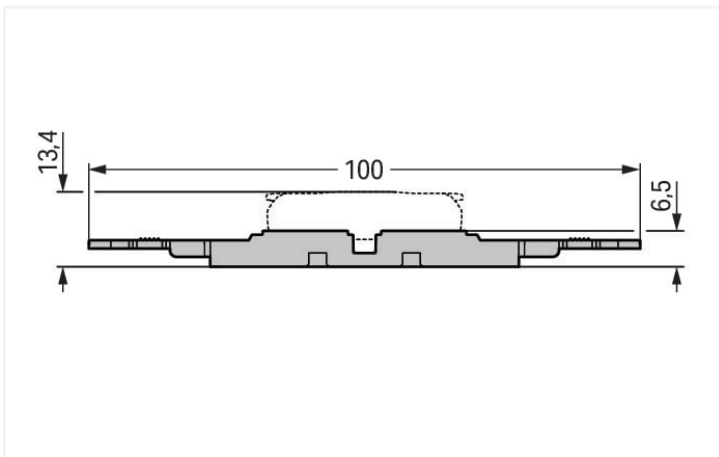

Data Sheet | Item Number: 221-2502

Mounting carrier with strain relief; 2-way; for inline splicing connector with lever; for screw mounting; gray

<https://www.wago.com/221-2502>



Color: ■ gray



Physical data

Width	20.8 mm / 0.819 inches
Height from the surface	6.5 mm / 0.256 inches
Depth	100 mm / 3.937 inches

Mechanical data

Design	2-way
Mounting type	Screw mount

Material data

Note (material data)	Information on material specifications can be found here
Color	gray
Fire load	0.127 MJ
Weight	4.2 g

Commercial data


ETIM 9.0	EC002848
ETIM 8.0	EC002848
PU (SPU)	25 (5) pcs
Packaging type	Box
Country of origin	CN
GTIN	4066966119831
Customs tariff number	39269097900

Environmental Product Compliance


RoHS Compliance Status	Compliant, No Exemption
------------------------	-------------------------



Downloads

Environmental Product Compliance

Compliance Search
Environmental Product Compliance 221-2502 

CAD/CAE-Data

CAD data
2D/3D Models 221-2502 

CAE data
EPLAN Data Portal 221-2502 
ZUKEN Portal 221-2502 

1 Compatible Products

1.1 Optional Accessories

1.1.1 Installation

1.1.1.1 Mounting accessories



Item No.: 209-119

Fixing screw; for 209-120 mounting carrier



Item No.: 209-123

Mounting foot with screw; can be screwed on terminal blocks with fixing flange; 6.4 mm wide; gray



Item No.: 209-120

Mounting foot; can be snapped on terminal blocks with snap-in mounting foot; for mounting on relay-modules; 6.4 mm wide; gray

1.1.2 Marking

1.1.2.1 Marking strip




Item No.: 210-834


Marking strips; on reel; 5 mm wide; plain; Self-adhesive; white

Installation Notes

Installation



Place the inline splicing connector on the carrier in front of the mounting position.



Push the connector to the center position until it snaps into place.




Mounting carrier without strain relief – snapped onto DIN-rail



Various combinations of 1- to 5-connector mounting carriers are possible via side-by-side latching mechanism.

Strain relief



3-pole mounting carrier with strain relief

Subject to changes. Please also observe the further product documentation!

Current addresses can be found at: www.wago.com