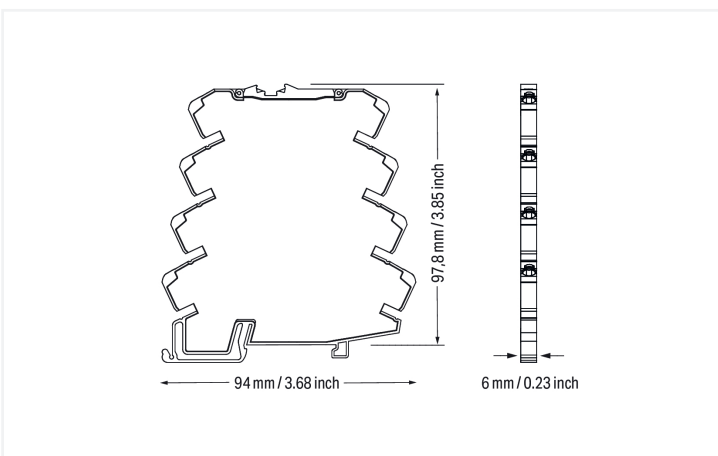
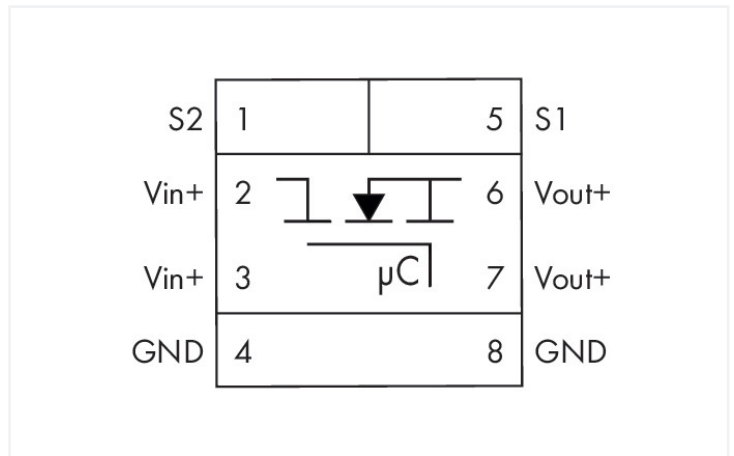
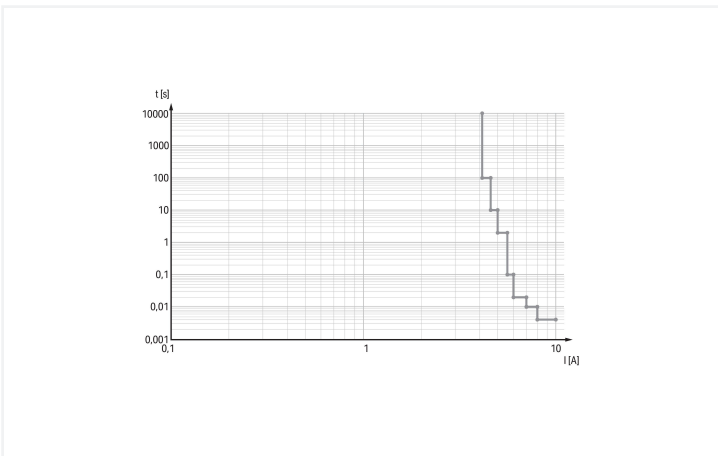
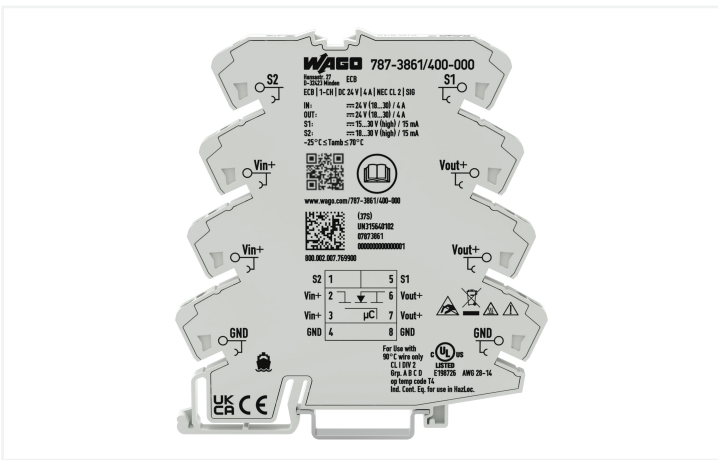



Data Sheet | Item Number: 787-3861/400-000

Electronic circuit breaker; 1-channel; 24 VDC input voltage; 4 A; Signal contact

<https://www.wago.com/787-3861/400-000>



Features:

- Space-saving ECB with one channel
- Reliably and safely trips in the event of an overload and short circuit on the secondary side
- Switch-on capacity > 50,000 μ F
- Enables the use of an economical, standard power supply
- Minimizes wiring via two voltage outputs and maximizes commoning options on both input and output sides (e.g., commoning of the output voltage on 857 and 2857 Series devices)
- Status signal – adjustable as single or group message
- Reset, switch on/off via remote input or local switch
- Prevents power supply overload due to total inrush current thanks to time-delayed switching on during interconnected operation

Notes

Note	The device is designed for use in SELV circuits. Depending on the output current, please use the approved minimum conductor cross-sections.
------	---

Technical data**Input**

Nominal input voltage $U_{i, \text{nom}}$	24 VDC
Input voltage range	18 ... 30 VDC

Output

Total number of channels (module)	1
Nominal output voltage $U_{o, \text{nom}}$	1 x 24 VDC
Output voltage range	18 ... 30 VDC (U_o - voltage drop)
Voltage drop	≤ 320 mV
Nominal output current $I_{o, \text{nom}}$	1 x 4 A (fixed setting)
Default Setting	switched off
Trip time	4 ms ... 100 s (load-dependent)
Switch-on capacity	
Switch-on behavior	Time-delayed channel switching (load-dependent, min. 0 ms / max. 500 ms)
Switch-on threshold	DC 20.3 V

Signaling and Communication

Signaling	1 x Status LED (green/yellow/red) 1 x Signal output (18 ... 30 VDC, max. 0.015 A), default setting: tripped
Operation status indicator	Green LED (channel OK) Red LED (channel switched off)
Remote input	1 x Control input (15 ... 30 VDC (active high); 0 ... 5 VDC (active low); max. 0.015 A)

Efficiency/Power Losses

Power loss P_I	≤ 0.4 W (no load)
Efficiency (typ.)	98 %

Circuit Protection

Internal fuse	T 8 A
---------------	-------

Safety and protection

Isolation voltage (connectors – housing)	1.5 kVDC
Protection class	III
Protection type	IP20; per EN 60529
Reverse voltage protection	No
Transient suppression (primary)	Suppressor diode (33 V)
Parallel operation of single channels	Not permitted
Series operation	No
MTBF	1,168,394 h

Insulation coordination (UL)

Overvoltage category	II
Pollution degree	2

Insulation coordination

Overvoltage category	II
Pollution degree	2

Connection Data

Number of jumper slots	8
------------------------	---

Connection 1

Connection technology	Push-in CAGE CLAMP®
WAGO connector	WAGO 857 Series
Solid conductor	0.08 ... 2.5 mm ² / 26 ... 14 AWG
Fine-stranded conductor	0.34 ... 2.5 mm ² / 22 ... 14 AWG
Strip length	9 ... 10 mm / 0.35 ... 0.39 inches
Note (conductor cross-section)	Depending on the output current, use the conductor cross-sections tested and approved by UL: 26 ... 14 AWG (0.5 A); 20 ... 14 AWG (4 A)

Physical data

Width	6 mm / 0.236 inches
Height	94 mm / 3.701 inches
Depth from upper-edge of DIN-rail	97.8 mm / 3.85 inches

Mechanical data

Mounting type	DIN-35 rail
---------------	-------------

Material data

Fire load	0.568 MJ
Weight	55.6 g

Environmental requirements

Ambient temperature (operation)	-25 ... +70 °C
Ambient temperature (storage)	-40 ... +85 °C
Relative humidity	10 ... 95 % (no condensation permissible)
Derating	No derating
Operating altitude	≤ 2000 m (a.s.l.)

Standards and Specifications

Conformity marking	CE; UKCA
Standards/specifications	EN 61000-6-2 EN 61000-6-3 UL 61010-2-201 DNV UL 2367

Commercial data

PU (SPU)	1 pcs
Packaging type	Bag
Country of origin	IN
Customs tariff number	85362010900

Product Classification

UNSPSC	39121634
ETIM 9.0	EC001440
ETIM 10.0	EC001440
ECCN	NO US CLASSIFICATION

Environmental Product Compliance

RoHS Compliance Status	Compliant,With Exemption
RoHS Exemption	6(c) 7(a) 7(c)-I 7(c)-II

Approvals / Certificates

General approvals



Approval	Standard	Certificate Name
UL Underwriters Laboratories Inc. (ORDINARY LOCATIONS)	UL 61010-2-201	UL E175199 Vol.3 Sec.5
UR Underwriters Laboratories Inc.	-	E175199

Declarations of conformity and manufacturer's declarations

Approval	Standard	Certificate Name
EU-Declaration of Conformity WAGO GmbH & Co. KG	-	-
UK-Declaration of Conformity WAGO GmbH & Co. KG	-	-

Approvals for marine applications



Approval	Standard	Certificate Name
DNV DNV Germany GmbH	DNV-CG-0339, Aug.2021	TAA00001D1

Approvals for hazardous areas



Approval	Standard	Certificate Name
UL Underwriters Laboratories Inc. (HAZARDOUS LOCATIONS)	UL 121201	E198726

Downloads

Environmental Product Compliance

Compliance Search	
Environmental Product Compliance 787-3861/400-000	↓

Documentation

Manual			
Product Manual Elec- tronic circuit breaker	V 1.0.0 25.03.2024	pdf 7608.45 KB	↓

Instruction Leaflet			
Electronic Circuit Brea- ker	V 1.1.1 11.09.2023	pdf 2491.12 KB	↓

CAD/CAE-Data

CAD data	
2D/3D Models 787-3861/400-000	↓

1 Compatible Products

1.1 Optional Accessories

1.1.1 Jumper

1.1.1.1 Jumper

Item No.: 859-410/000-006 Jumper; for jumper slot; 10-way; insula- ted; blue	Item No.: 859-410 Jumper; for jumper slot; 10-way; insula- ted; light gray	Item No.: 859-410/000-005 Jumper; for jumper slot; 10-way; insula- ted; red	Item No.: 859-410/000-029 Jumper; for jumper slot; 10-way; insula- ted; yellow
Item No.: 859-402/000-006 Jumper; for jumper slot; 2-way; insulated; blue	Item No.: 859-402 Jumper; for jumper slot; 2-way; insulated; light gray	Item No.: 859-402/000-029 Jumper; for jumper slot; 2-way; insulated; yellow	Item No.: 859-403/000-006 Jumper; for jumper slot; 3-way; insulated; blue
Item No.: 859-403 Jumper; for jumper slot; 3-way; insulated; light gray	Item No.: 859-403/000-005 Jumper; for jumper slot; 3-way; insulated; red	Item No.: 859-403/000-029 Jumper; for jumper slot; 3-way; insulated; yellow	Item No.: 859-404/000-006 Jumper; for jumper slot; 4-way; insulated; blue
Item No.: 859-404 Jumper; for jumper slot; 4-way; insulated; light gray	Item No.: 859-404/000-005 Jumper; for jumper slot; 4-way; insulated; red	Item No.: 859-404/000-029 Jumper; for jumper slot; 4-way; insulated; yellow	Item No.: 859-405/000-006 Jumper; for jumper slot; 5-way; insulated; blue
Item No.: 859-405 Jumper; for jumper slot; 5-way; insulated; light gray	Item No.: 859-405/000-005 Jumper; for jumper slot; 5-way; insulated; red	Item No.: 859-405/000-029 Jumper; for jumper slot; 5-way; insulated; yellow	Item No.: 859-406/000-006 Jumper; for jumper slot; 6-way; insulated; blue
Item No.: 859-406 Jumper; for jumper slot; 6-way; insulated; light gray	Item No.: 859-406/000-005 Jumper; for jumper slot; 6-way; insulated; red	Item No.: 859-406/000-029 Jumper; for jumper slot; 6-way; insulated; yellow	Item No.: 859-407/000-006 Jumper; for jumper slot; 7-way; insulated; blue

1.1.1.1 Jumper



Item No.: 859-407
Jumper; for jumper slot; 7-way; insulated; light gray



Item No.: 859-407/000-005
Jumper; for jumper slot; 7-way; insulated; red



Item No.: 859-407/000-029
Jumper; for jumper slot; 7-way; insulated; yellow



Item No.: 859-408/000-006
Jumper; for jumper slot; 8-way; insulated; blue



Item No.: 859-408
Jumper; for jumper slot; 8-way; insulated; light gray



Item No.: 859-408/000-005
Jumper; for jumper slot; 8-way; insulated; red



Item No.: 859-408/000-029
Jumper; for jumper slot; 8-way; insulated; yellow



Item No.: 859-409/000-006
Jumper; for jumper slot; 9-way; insulated; blue



Item No.: 859-409
Jumper; for jumper slot; 9-way; insulated; light gray



Item No.: 859-409/000-005
Jumper; for jumper slot; 9-way; insulated; red



Item No.: 859-409/000-029
Jumper; for jumper slot; 9-way; insulated; yellow

1.1.2 Marking

1.1.2.1 Marker



Item No.: 793-5501
WMB marking card; as card; for terminal block width 5 - 17.5 mm; stretchable 5 - 5.2 mm; plain; snap-on type; white



Item No.: 793-502
WMB marking card; as card; MARKED; 1 ... 10 (10x); not stretchable; Horizontal marking; snap-on type; white



Item No.: 793-566
WMB marking card; as card; MARKED; 1 ... 50 (2x); not stretchable; Horizontal marking; snap-on type; white



Item No.: 793-503
WMB marking card; as card; MARKED; 11 ... 20 (10x); not stretchable; Horizontal marking; snap-on type; white



Item No.: 793-504
WMB marking card; as card; MARKED; 21 ... 30 (10x); not stretchable; Horizontal marking; snap-on type; white



Item No.: 793-505
WMB marking card; as card; MARKED; 31 ... 40 (10x); not stretchable; Horizontal marking; snap-on type; white



Item No.: 793-506
WMB marking card; as card; MARKED; 41 ... 50 (10x); not stretchable; Horizontal marking; snap-on type; white



Item No.: 793-501
WMB marking card; as card; not stretchable; plain; snap-on type; white



Item No.: 2009-115
WMB-Inline; for Smart Printer; 1500 pieces on roll; stretchable 5 - 5.2 mm; plain; snap-on type; white

1.1.2.2 Marking strip



Item No.: 2009-110
Marking strips; for Smart Printer; on reel; not stretchable; plain; snap-on type; white

1.1.3 Potential distribution

1.1.3.1 Potential Distribution Module



Item No.: 787-3861/000-1000
Potential distribution module; 1 potential; with 8 clamping points 0V; Conductor cross-section up to 2.5 mm²



Item No.: 787-3861/000-2000
Potential distribution module; 1 potential; with 8 clamping points 24V; Conductor cross-section up to 2.5 mm²



Item No.: 787-3861/000-3000
Potential distribution module; 2 potentials; with 4 clamping points each (0V / 24V); Conductor cross-section up to 2.5 mm²

1.1.4 Tool

1.1.4.1 Operating tool



Item No.: 210-720

Operating tool; Blade: 3.5 x 0.5 mm; with a partially insulated shaft; multicoloured