

TERMSERIES TRS 5VDC 1CO AU

Weidmüller Interface GmbH & Co. KG
 Klingenbergstraße 26
 D-32758 Detmold
 Germany
 Fon: +49 5231 14-0
 Fax: +49 5231 14-292083
 www.weidmueller.com

Product image



Similar to illustration

TERMSERIES relay module, complete modules consisting of

a relay and a base with AC/DC/UC coils, available in different versions:

- With screw and tension-clamp connection
- AgNi contact, optionally with hard gold-plated contacts
- 1 and 2 COs
- Optionally with multiple-voltage input: 24...230 V UC
- With various protective circuits in the input (free-wheel diode, RC element)
- Illuminated ejection lever

General ordering data

Type	TRS 5VDC 1CO AU
Order No.	1122980000
Version	TERMSERIES, Relay module, Number of contacts: 1 CO contact AgNi 5µm Au, Rated control voltage: 5 V DC ±20 %, Continuous current: 6 A, Screw connection
GTIN (EAN)	4032248905065
Qty.	10 pc(s).

TERMSERIES
TRS 5VDC 1CO AU

Weidmüller Interface GmbH & Co. KG
 Klingenbergstraße 26
 D-32758 Detmold
 Germany
 Fon: +49 5231 14-0
 Fax: +49 5231 14-292083
 www.weidmueller.com

Technical data**Dimensions and weights**

Width	6.4 mm	Width (inches)	0.252 inch
Height	89.6 mm	Height (inches)	3.528 inch
Depth	87.8 mm	Depth (inches)	3.457 inch
Net weight	33 g		

Temperatures

Humidity	5-95% relative humidity, T _u = 40°C, without condensation	Operating temperature, max.	60 °C
Operating temperature, min.	-40 °C	Storage temperature, max.	85 °C
Storage temperature, min.	-40 °C	Operating temperature	-40 °C...60 °C
Storage temperature	-40 °C...85 °C		

Environmental Product Compliance

REACH SVHC	Lead 7439-92-1
------------	----------------

Rated data UL

Ambient temperature (operational), max. 60 °C		Connection cross-section AWG, min.	AWG 26
Connection cross-section AWG, max.		Type of conductor	rigid copper conductor, flexible copper conductor
Tightening torque, max.	AWG 14 0.4 Nm	Pollution severity level	2

Input

Rated control voltage	5 V DC ± 20 %	Rated current DC	33 mA
Power rating	170 mW	Pull-in/drop-out voltage, typ.	4 V / 1 V DC
Pull-in/drop-out current, typ.	22.5 mA / 4.5 mA DC	Status indicator	Green LED
Protective circuit	Free-wheeling diode, Reverse polarity protection	Coil voltage of the replacement relay deviating from the rated control voltage	No
Coil voltage of the replacement relay	5 V DC		

Output

Rated switching voltage	250 V AC	Max. switching voltage, AC	250 V
Max. switching voltage, DC	250 V	Continuous current	6 A
Inrush current	20 A / 20 ms	AC switching capacity (resistive), max.	1500 VA
DC switching capacity (resistive), max.	144 W @ 24 V	Switch-on delay	≤ 7 ms
Switch-off delay	≤ 6 ms	Min. switching power	1 mA @ 1 V
Max. switching frequency at rated load	0.1 Hz		

Contact data

Contact type	1 CO contact (AgNi 5µm Au)	Mechanical service life	5 x 10 ⁶ switching cycles
--------------	-------------------------------	-------------------------	--------------------------------------

General data

Rail	TS 35	Test button	No
Mechanical switch position indicator	No	Colour	black
UL 94 flammability rating	V-0		

TERMSERIES
TRS 5VDC 1CO AU

Weidmüller Interface GmbH & Co. KG
 Klingenbergstraße 26
 D-32758 Detmold
 Germany
 Fon: +49 5231 14-0
 Fax: +49 5231 14-292083
 www.weidmueller.com

Technical data**Insulation coordination**

Rated voltage	300 V	Surge voltage category	III
Pollution severity	2	Protection degree	IP20
Dielectric strength, Input/Output	4 kV _{eff} / 1 Min.	Creepage and clearance distance input – output	≥ 5.5 mm
Dielectric strength of open contact	1 kV _{eff} / 1 min	Dielectric strength to mounting rail	4 kV _{eff} / 1 Min.
Impulse withstand voltage	6 kV (1.2/50 µs)		

Further details of approvals / standards

Standards	EN 50178, EN 55011, EN 61000-6-1, 2, 4	Certificate No. (DNVGL)	TAA00001E5
Certificate no. (cULus)	E141197		

Connection data

Wire connection method	Screw connection	Stripping length, rated connection	8 mm
Tightening torque, max.	0.4 Nm	Clamping range, rated connection	1.5 mm ²
Clamping range, min.	0.14 mm ²	Clamping range, max.	2.5 mm ²
Wire connection cross section AWG, min.	AWG 26	Wire connection cross section AWG, max.	AWG 14
Wire cross-section, solid, min.	0.14 mm ²	Wire cross-section, solid, max.	2.5 mm ²
Wire connection cross-section, finely stranded, min.	0.14 mm ²	Wire connection cross section, finely stranded, max.	2.5 mm ²
Wire cross-section, finely stranded, min. (AWG)	AWG 26	Wire cross-section, finely stranded, max. (AWG)	AWG 14
Wire connection cross-section, finely stranded with wire-end ferrules DIN 46228/4, min.	0.25 mm ²	Wire connection cross-section, finely stranded with wire-end ferrules DIN 46228/4, max.	2.5 mm ²
Conductor cross-section, flexible, AEH (DIN 46228-1), min.	0.25 mm ²	Conductor cross-section, flexible, AEH (DIN 46228-1), max.	2.5 mm ²
Wire connection cross section, finely stranded, two clampable wires, min.	0.5 mm ²	Wire cross-section, finely stranded, two clampable wires, max.	1 mm ²
Twin wire-end ferrules, min.	0.5 mm ²	Twin wire-end ferrules, max.	1 mm ²
Blade size	size PHO	Gauge to IEC 60947-1	A1, B1

Ratings IECEx/ATEX/cUL

Certificate no. (cULus)	E141197
-------------------------	---------

Classifications

ETIM 6.0	EC001437	ETIM 7.0	EC001437
eClass 9.0	27-37-16-01	eClass 9.1	27-37-16-01
eClass 10.0	27-37-16-01		

Approvals

Approvals



ROHS Conform

Data sheet**TERMSERIES
TRS 5VDC 1CO AU**

Weidmüller Interface GmbH & Co. KG
Klingenbergstraße 26
D-32758 Detmold
Germany
Fon: +49 5231 14-0
Fax: +49 5231 14-292083
www.weidmueller.com

Technical data**Downloads**

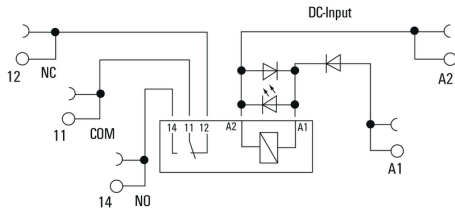
Approval/Certificate/Document of Conformity	EU Konformitätserklärung / EU Declaration of Conformity
Brochure/Catalogue	CAT 4.2 ELECTR 18/19 EN
Engineering Data	EPLAN, WSCAD, Zuken E3.S
Engineering Data	STEP
User Documentation	Beipackzettel / Package Insert - multilingual

**TERMSERIES
TRS 5VDC 1CO AU**

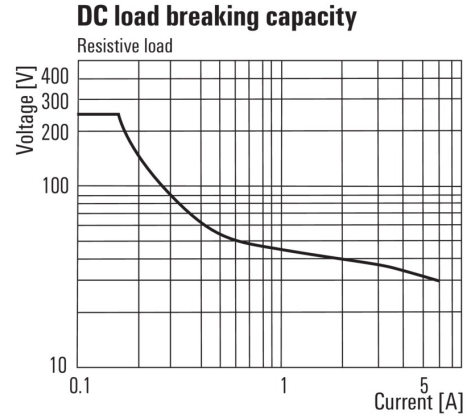
Weidmüller Interface GmbH & Co. KG
 Klingenbergstraße 26
 D-32758 Detmold
 Germany
 Fon: +49 5231 14-0
 Fax: +49 5231 14-292083
 www.weidmueller.com

Drawings

Wiring diagram

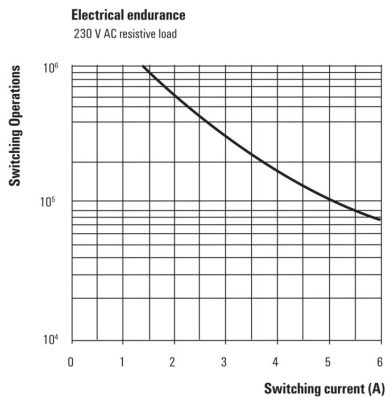


Graph



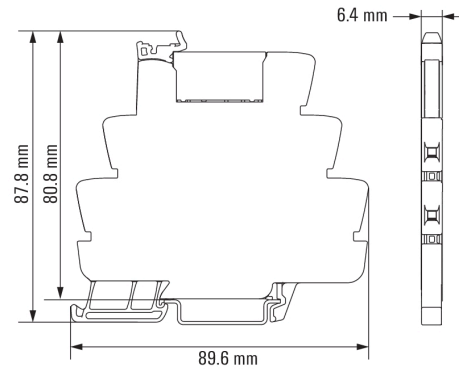
DC load limit curve

Graph



Electrical service life 230 V AC resistive load
230 V AC resistive load

Dimensional drawing

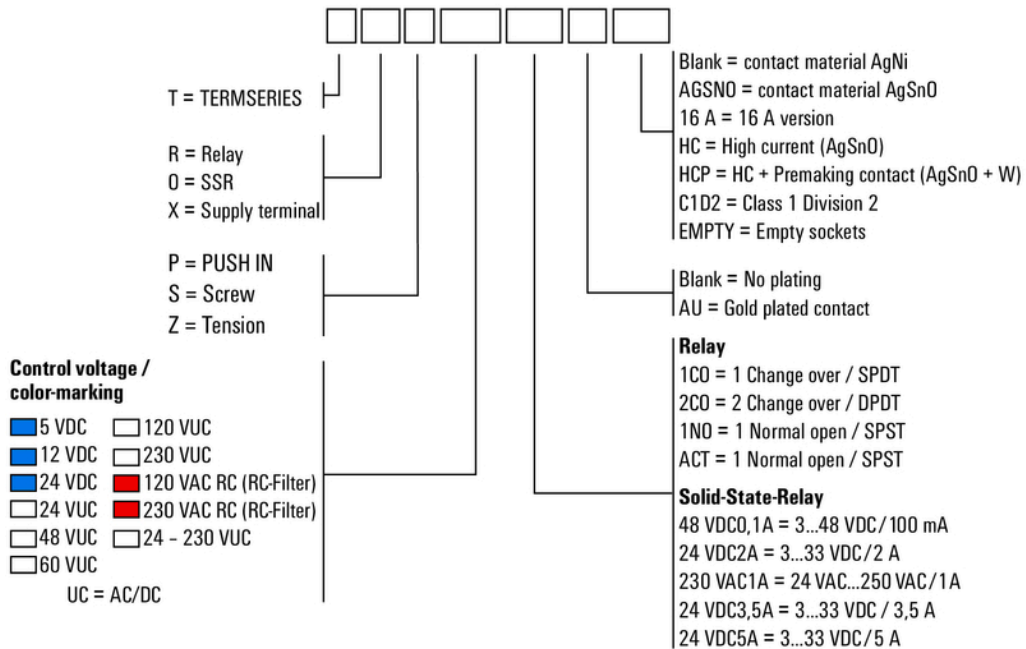


**TERMSERIES
TRS 5VDC 1CO AU**

Weidmüller Interface GmbH & Co. KG
 Klingenbergstraße 26
 D-32758 Detmold
 Germany
 Fon: +49 5231 14-0
 Fax: +49 5231 14-292083
 www.weidmueller.com

Drawings

Miscellaneous



Type codes