WPD 105 1X35+1X16/2X25+3X16 BL

Weidmüller Interface GmbH & Co. KG
Klingenbergstraße 26
D-32758 Detmold
Germany

www.weidmueller.com

Product image

Our WPD 1XX distribution blocks are used in all situations where power is supplied and distributed. Their user-friendly design creates a better overview and enables Rapid, efficient implementation of space-saving power distribution.

General ordering data

Version	Potential distributor terminal, Screw connection, blue, 35 mm², 214 A, 1000 V, Number of connections: 7, Number of levels: 1
Order No.	2518540000
Type	WPD 105 1X35+1X16/2X25+3X16 BL
GTIN (EAN)	4050118531831
Qty.	1 pc(s).

WPD 105 1X35+1X16/2X25+3X16 BL

Weidmüller Interface GmbH & Co. KG
Klingenbergstraße 26
D-32758 Detmold
Germany

www.weidmueller.com

Technical data

Dimensions and weights

Depth	53.7 mm	Depth (inches)	2.114 inch
Height	70 mm	Height (inches)	2.756 inch
Width	35.6 mm	Width (inches)	1.402 inch
Net weight	138 g		

Temperatures

Storage temperature	-25 °C...55 °C	Ambient temperature	-5 °C...40 °C
Continuous operating temp., min.	-50 °C	Continuous operating temp., max.	130 °C

Material data

Material	Wemid	Colour	blue
UL 94 flammability rating	V-0		

Rating data IECEx/ATEX

Certificate No. (ATEX)	CNEX16ATEX0005U	Certificate No. (IECEX)	IECEXCNEX16.0005U
Max. voltage (ATEX)	690 V	Current (ATEX)	125 A
Wire cross section max. (ATEX)	35 mm²	Max. voltage (IECEX)	690 V
Current (IECEX)	125 A		

System specifications

Version	Screw connection	End cover plate required	No
Number of potentials	1	Number of levels	1
Number of clamping points per level	2	Number of potentials per tier	1
Levels cross-connected internally	Yes	Rail	Mounting plate, TS 35
PE function	No	PEN function	No

Additional technical data

Explosion-tested version	Yes	Installation advice	Terminal rail / mounting plate
Open sides	closed	Type of mounting	Snap-on

CSA rating data

Certificate number (cCSAus)	70128467

Conductors for clamping (additional connection)

Connection type, additional connection	Screw connection

WPD 105 1X35+1X16/2X25+3X16 BL

Weidmüller Interface GmbH & Co. KG
Klingenbergstraße 26
D-32758 Detmold
Germany

www.weidmueller.com

Technical data

Conductors for clamping (rated connection)

Clamping range, max.	35 mm²	Clamping range, min.	1.5 mm²
Connection cross-section, stranded, max.	35 mm²	Connection direction	on side
Number of connections	7	Type of connection	Screw connection
Type of connection 2	Screw connection	Wire connection cross section AWG, max.	AWG 2
Wire connection cross section AWG, min.	AWG 16	Wire connection cross section, finely stranded, max.	0 mm²
Wire connection cross-section, finely stranded with wire-end ferrules DIN 46228/1, max.	25 mm²	Wire connection cross-section, solid core, max.	35 mm²

General

Installation advice	Terminal rail / mounting plate	Number of poles	1
Rail	Mounting plate, TS 35	Standards	IEC 60947-7-1, UL 1059
Wire connection cross section AWG, max.	AWG 2	Wire connection cross section AWG, min.	AWG 16

Rating data

Rated cross-section	35 mm²	Rated voltage	1,000 V
Rated AC voltage	1,000 V	Rated DC voltage	1,500 V
Rated current	214 A	Current at maximum wires	214 A
Standards	IEC 60947-7-1, UL 1059		

UL rating data

Certificate No. (cURus)	E60693

Classifications

ETIM 6.0	EC000897	ETIM 7.0	EC000897
ETIM 8.0	EC000897	ETIM 9.0	EC000897
ETIM 10.0	EC000897	ECLASS 9.0	27-14-11-20
ECLASS 9.1	27-14-11-20	ECLASS 10.0	27-14-11-20
ECLASS 11.0	27-14-11-20	ECLASS 12.0	27-14-11-20
ECLASS 13.0	27-25-01-19	ECLASS 14.0	27-25-01-19
ECLASS 15.0	27-25-01-19		

Environmental Product Compliance

RoHS Compliance Status	Compliant with exemption
RoHS Exemption (if applicable/known)	6c
REACH SVHC	Lead 7439-92-1
SCIP	9b5f0838-1f0b-4c14-9fc7-3f5e6ee75be2

Important note

Product information	The socket complies with flammability class V-2 according to UL94.

WPD 105 1X35+1X16/2X25+3X16 BL

Weidmüller Interface GmbH & Co. KG
Klingenbergstraße 26
D-32758 Detmold
Germany

www.weidmueller.com

Technical data

Approvals

Approvals	
Approvals MAMID	https://mdcop.weidmueller.com/mediadelivery/rendition/900_319217/-T1z1mm-S800/ https://mdcop.weidmueller.com/mediadelivery/rendition/900_319221/-T1z1mm-S800/ https://mdcop.weidmueller.com/mediadelivery/rendition/900_319222/-T1z1mm-S800/ https://mdcop.weidmueller.com/mediadelivery/rendition/900_319213/-T1z1mm-S800/ https://mdcop.weidmueller.com/mediadelivery/rendition/900_319230/-T1z1mm-S800/ https://mdcop.weidmueller.com/mediadelivery/rendition/900_319234/-T1z1mm-S800/ https://mdcop.weidmueller.com/mediadelivery/rendition/900_319240/-T1z1mm-S800/ https://mdcop.weidmueller.com/mediadelivery/rendition/900_319260/-T1z1mm-S800/
ROHS	Conform
UL File Number Search	UL Website
Certificate No. (cURus)	E60693

Downloads

Approval/Certificate/Document of Conformity	Attestation of Conformity Attestation of Conformity UKCA Ex Attestation of Conformity CB Certificate ATEX Certificate IECEx Certificate VDE Certificate CCC Ex Certificate UKCA Ex Certificate DNV Certificate UKCA declaration of conformity Confirmation of Standards EN 45545-2_2020-10
Engineering Data	CAD data – STEP
User Documentation	StorageConditionsTerminalBlocks NTI WPD 105 Manual - How to connect aluminum wires in WPD-Terminal blocks Torque_Conductor_Connection_Data_WPD_EN Drehmoment_Leiteranschlussdaten_WPD_DE
Catalogues	Catalogues in PDF-format

WPD 105 1X35+1X16/2X25+3X16 BL

Weidmüller Interface GmbH & Co. KG
Klingenbergstraße 26
D-32758 Detmold
Germany

www.weidmueller.com

Drawings

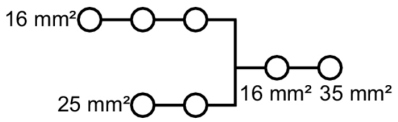

Conductor connection data according to IEC 60947-7-1 (Cu)

Input	connection point A			
	Copper		Aluminum*	
	⊏ ⊐ ⊏⊐	□⊐	⊏ ⊐ ⊏⊐ ⊏	□⊐
35 mm²	3.5 Nm	3.5 Nm	11.3 Nm	11.3 Nm
25 mm²				
16 mm²				
10 mm²				
6 mm²				
4 mm²				
2.5 mm²				
Stripping lengths	10 mm			
Allen screw	M8			

* Values according to UL 1059

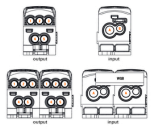

Output	connection point 1/2/3				connection point 4/5				connection point B			
	Copper		Aluminum*		Copper		Aluminum*		Copper		Aluminum*	
	⊏ ⊐ ⊏⊐	□⊐	⊏ ⊐ ⊏⊐ ⊏	□⊐	⊏ ⊐ ⊏⊐	□⊐	⊏ ⊐ ⊏⊐	□⊐	⊏ ⊐ ⊏⊐	□⊐	⊏ ⊐ ⊏⊐ ⊏	□⊐
25 mm²	2 Nm	2 Nm	5.1 Nm		2.5 Nm	2.5 Nm	5.1 Nm	5.1 Nm	2.5 Nm	2.5 Nm	5.1 Nm	
10 mm²												
6 mm²												
4 mm²												
2.5 mm²												
1.5 mm²												
Stripping lengths	12 mm				14 mm				18 mm			
Allen screw	M6				M6				M6			

* Values according to UL 1059

□⊐ Stranded ⊏ ⊐ Solid □⊐ Flexible with ferrule ⊏ ⊐ Sector shaped

Conductor connection data according to UL 1059 (Al+Cu)

Certificate no. (UR)	XCPR2.E60693			
	connection point A			
Input (line)	Copper		Aluminum	
	⊏ ⊐ ⊏⊐	□⊐	⊏ ⊐ ⊏⊐	□⊐
AWG 2	31 Lb in.	31 Lb in.	100 Lb in.	100 Lb in.
AWG 4				
AWG 6				
AWG 8				
AWG 10				
AWG 12				
max. current	115 A	85 A	90 A	85 A
Voltage size B.C (UR)	600 V			

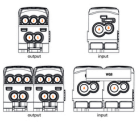

output (load)	connection point 1/2/3				connection point 4/5				connection point B			
	Copper		Aluminum		Copper		Aluminum		Copper		Aluminum	
	⊏ ⊐ ⊏⊐	□⊐	⊏ ⊐ ⊏⊐	□⊐	⊏ ⊐ ⊏⊐	□⊐	⊏ ⊐ ⊏⊐	□⊐	⊏ ⊐ ⊏⊐	□⊐	⊏ ⊐ ⊏⊐	□⊐
AWG 4	22.1 Lb in.	22.1 Lb in.	45.1 Lb in.		22.1 Lb in.	22.1 Lb in.	45.1 Lb in.	45.1 Lb in.	22.1 Lb in.	22.1 Lb in.	45.1 Lb in.	
AWG 6												
AWG 8												
AWG 10												
AWG 12												
AWG 14												
AWG 16												
max. current	65 A	50 A	50 A		65 A	65 A	65 A	50 A	65 A	50 A	50 A	
Voltage size B.C (UR)	600 V											

□⊐ Stranded ⊏ ⊐ Solid □⊐ Flexible with ferrule ⊏ ⊐ Sector shaped

CSA Rating data according to CSA 22.2 No. 158

Certificate No. (CSA)	200022			
	Input		Output	
	CP* A	CP* 1/2/3	CP* 4/5	CP*B
AWG 4	31 Lb in.	22.1 Lb in.	22.1 Lb in.	22.1 Lb in.
AWG 6				
AWG 8				
AWG 10				
AWG 12				
AWG 14				
AWG 16				
max. current	115 A	85 A	85 A	85 A
Voltage size C (CSA)	600 V			

* CP: connection point

□⊐ Stranded ⊏ ⊐ Solid □⊐ Flexible with ferrule ⊏ ⊐ Sector shaped

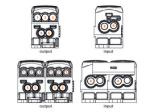

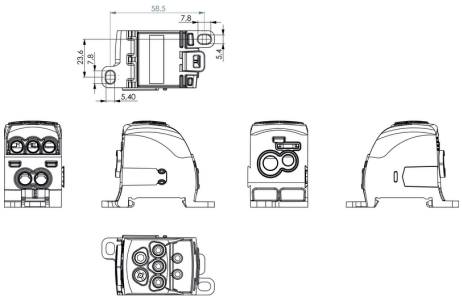

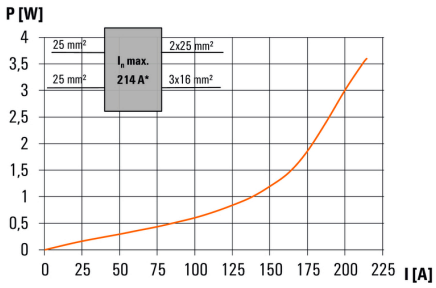

W-Series
WPD 105 1x35+1x16/2x25+3x16

	WPD 105	35 mm²	WPD 205	35 mm²
Width / Height / Depth	35.6 / 53.7 / 70	mm	71.2 / 53.7 / 70	mm
max. current / max. conductor	125 / 35	A/mm²	125 / 35	A/mm²
max. clamping range	2.5...35	mm²	2.5...35	mm²

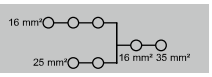

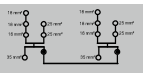

Technical data

Rated data			WPD 105				WPD 205			
			IEC	UL	CSA	EN 60079-7	IEC	UL	CSA	EN 60079-7
Rated voltage		V	1000	600	600	690	1000	600	600	690
Rated current		A	125	115	85	125	125	115	85	125
for wire cross-section	35 mm²	mm²	35	AWG 12...2	AWG 12...2	35	35	AWG 12...2	AWG 12...2	35
Rated impulse withstand voltage / Pollution severity			8 kV / 3				8 kV / 3			
Overvoltage category / UL 94 flammability rating			III / V-0				III / V-0			
Approvals										
Clamped conductors (H05V/H07V)			**Rated connection**				**Rated connection**			
Solid / Stranded	35 mm²	mm²	4...35 / 4...35				4...35 / 4...35			
	25 mm²	mm²	2.5...25 / 2.5...25				2.5...25 / 2.5...25			
	16 mm²	mm²	1.5...16 / 1.5...16				1.5...16 / 1.5...16			
Flexible with ferrule	35 mm²	mm²	2.5...25				2.5...25			
	25 mm²	mm²	1.5...16				1.5...16			
	16 mm²	mm²	1.5...10				1.5...10			
Stripping length / Blade size	35 mm²	mm/–	19 / M8				19 / M8			
	25 mm²	mm/–	14 / M6				14 / M6			
	16 mm²	mm/–	12 / M6				12 / M6			
Tightening torque		Nm	see appendix at the end of the chapter				see appendix at the end of the chapter			
Note										

Ordering data

Version		WPD 105 Type	Qty.	Order No.	WPD 205 Type	Qty.	Order No.
	grey	WPD 105 1x35+1x16/2x25+3x16 GY	1	1562170000	WPD 205 2x35/4x25+6x16 2xGY	1	1562180000
	blue	WPD 105 1x35+1x16/2x25+3x16 BL	1	2518540000	WPD 205 2x35/4x25+6x16 2xBL	1	2519470000
	red	WPD 105 1x35+1x16/2x25+3x16 RD	1	2725310000	WPD 205 2x35/4x25+6x16 2xRD	1	2725320000
	black	WPD 105 1x35+1x16/2x25+3x16 BK	1	2725410000	WPD 205 2x35/4x25+6x16 2xBK	1	2725420000
Note							

Accessories

Cross connection		WPD 105 Type	Qty.	Order No.	WPD 205 Type	Qty.	Order No.
	2-pole	WQB WPD X05/2	20	1561960000			
	3-pole	WQB WPD X05/3	20	1561970000			
End bracket							
	dark beige	WEW 35/2	100	1061200000	WEW 35/2	100	1061200000
	dark beige	AEB 35 SC/1	50	1991920000	AEB 35 SC/1	50	1991920000
Screwdriver							
		SDK PZ2 X 100	1	2749450000	SDK PZ2 X 100	1	2749450000
	SET	SK WSD-S 1,5-10,0	1	9008850000	SK WSD-S 1,5-10,0	1	9008850000

WPD 305 — 35 mm²

106.8 / 53.7 / 70	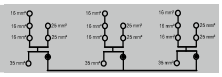
125 / 35	
2.5...35	

IEC 60947-7-1 (Cu), UL 1059 (Cu+Al)

IEC	UL	CSA	EN 60079-7
1000	600	600	690
125	115	85	125
35	AWG 12...2	AWG 12...2	35
8 kV / 3			
III / V-0			

Rated connection
4...35 / 4...35
2.5...25 / 2.5...25
1.5...16 / 1.5...16
2.5...25
1.5...16
1.5...10
19 / M8
14 / M6
12 / M6
see appendix at the end of the chapter

Type	Qty.	Order No.
WPD 305 3x35/6x25+9x16 3xGY	1	1562190000
WPD 305 3x35/6x25+9x16 3xBL	1	2521770000
WPD 305 3x35/6x25+9x16 3xRD	1	2725330000
WPD 305 3x35/6x25+9x16 3xBK	1	2725430000

Type	Qty.	Order No.
WEW 35/2	100	1061200000
AEB 35 SC/1	50	1991920000
SDK PZ2 X 100	1	2749450000
SK WSD-S 1,5-10,0	1	9008850000



Power distribution
Screw connection

Conductor connection data according to IEC 60947-7-1 (Cu), UL 1059 (Cu+Al)

Input	connection point A			
	Copper		Aluminium*	
35 mm²	3,5 Nm		11,3 Nm	
25 mm²		3,5 Nm		11,3 Nm
16 mm²				
10 mm²				
6 mm²				
4 mm²				
2.5 mm²				
Stripping lengths	19 mm			
Allen screw	M8			
* Values according to UL 1059				

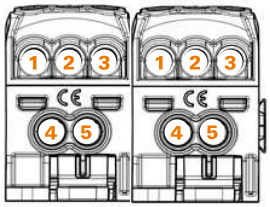

output

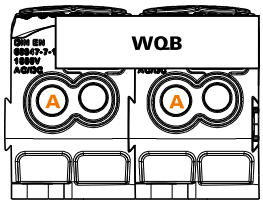

input

Output	connection point 1/2/3				connection point 4/5				connection point B			
	Copper		Aluminium*		Copper		Aluminium*		Copper		Aluminium*	
25 mm²												
16 mm²	2 Nm	2 Nm			2,5 Nm	2,5 Nm	5,1 Nm		2,5 Nm	2,5 Nm		
10 mm²			5,1 Nm					5,1 Nm			5,1 Nm	
6 mm²												
4 mm²												
2.5 mm²												
1.5 mm²												
Stripping lengths	12 mm				14 mm				19 mm			
Allen screw	M6				M6				M6			
* Values according to UL 1059												

Stranded Solid Flexible with ferrule Sector shaped

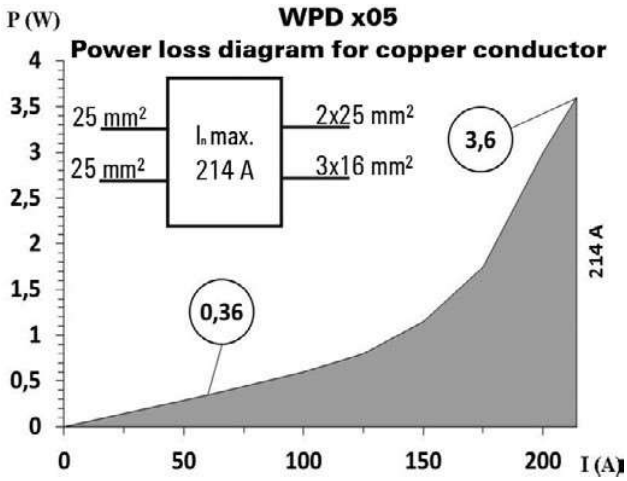

UL Rating data according to UL 1059

Certificate no. (UR)	XCFR2.E60693			
	connection point A			
Input (line)	Copper		Aluminium	
AWG 2	31 Lb In.		100 Lb In.	
AWG 4		31 Lb In.		100 Lb In.
AWG 6				
AWG 8				
AWG 10				
AWG 12				
max. current	115 A	85 A	90 A	65 A
Voltage size B,C (UR)	600 V			

output (load)	connection point 1/2/3				connection point 4/5				connection point B			
	Copper		Aluminium		Copper		Aluminium		Copper		Aluminium	
AWG 4							45.1 Lb In.					
AWG 6			45.1 Lb In.					45.1 Lb In.			45.1 Lb In.	
AWG 8												
AWG 10	22.1 Lb In.	22.1 Lb In.			22.1 Lb In.	22.1 Lb In.			22.1 Lb In.	22.1 Lb In.		
AWG 12												
AWG 14												
AWG 16												
max. current	65 A	50 A	50 A		85 A	65 A	65 A	50 A	65 A	50 A	50 A	
Voltage size B,C (UR)	600 V											

Stranded Solid Flexible with ferrule Sector shaped

CSA-Bemessungsdaten nach CSA 22.2 Nr. 158

Certificate No. (CSA)	269832			
	Input		Output	
	CP* A	CP* 1/2/3	CP* 4/5	CP*B
AWG 4	31 Lb In.		22.1 Lb In.	22.1 Lb In.
AWG 4		22.1 Lb In.		
AWG 6				
AWG 8				
AWG 10				
AWG 12				
AWG 14				
AWG 16				
max. current	115 A	85 A	85 A	85 A
Voltage size C (CSA)	600 V			
* CP - connection point				